



**Extensible Customer Information
Language (xCIL) Standard Description
Document for W3C DTD/Schema**

Version 2.0

A Standard from the Customer Information Quality Technical Committee

CHANGE HISTORY

Status	Version	Date	Author	Summary of Changes
Draft	1.0	1 March 2001	CIQ-TC	Initial Draft
Draft	1.1	11 May 2001	CIQ-TC	Draft for V1.1 of xCIL DTD - see revision history for changes
Draft	1.2	17 May 2001	CIQ-TC	Draft for V1.2 of xCIL DTD - see revision history for changes
Draft	1.3	June 24, 2001	CIQ-TC	Draft for V1.3 of xCIL DTD - see revision history for changes
Draft	1.4	14 November 2001	CIQ-TC	Draft for V1.4 of xCIL DTD - see revision history for changes
Draft	2.0	31 May 2002	CIQ TC	New release of xCIL DTD/Schema that supports namespaces and new structures

OASIS COPYRIGHT NOTICE

Copyright (C) The Organization for the Advancement of Structured Information Standards [OASIS] (1 March 2001). All Rights Reserved

This document and translations of it may be copied and furnished to others, and derivative works that comment on or otherwise explain it or assist in its implementation may be prepared, copied, published and distributed, in whole or in part, without restriction of any kind, provided that the above copyright notice and this paragraph are included on all such copies and derivative works. However, this document itself may not be modified in any way, such as by removing the copyright notice or references to OASIS, except as needed for the purpose of developing OASIS specifications, in which case the procedures for copyrights defined in the OASIS Intellectual Property Rights document must be followed, or as required to translate it into languages other than English.

The limited permissions granted above are perpetual and will not be revoked by OASIS or its successors or assigns.

This document and the information contained herein is provided on an "AS IS" basis and OASIS DISCLAIMS ALL WARRANTIES, EXPRESS OR IMPLIED, INCLUDING BUT NOT LIMITED TO ANY WARRANTY THAT THE USE OF THE INFORMATION HEREIN WILL NOT INFRINGE ANY RIGHTS OR ANY IMPLIED WARRANTIES OF MERCHANTABILITY OR FITNESS FOR A PARTICULAR PURPOSE."

OASIS takes no position regarding the validity or scope of any intellectual property or other rights that might be claimed to pertain to the implementation or use of the technology described in this document or the extent to which any license under such rights might or might not be available; neither does it represent that it has made any effort to identify any such rights. Information on OASIS's procedures with respect to rights in OASIS specifications can be found at the OASIS website. Copies of claims of rights made available for publication and any assurances of licenses to be made available, or the result of an attempt made to obtain a general license or permission for the use of such proprietary rights by implementers or users of this specification, can be obtained from the OASIS Executive Director.

OASIS invites any interested party to bring to its attention any copyrights, patents or patent applications, or other proprietary rights that may cover technology that may be required to implement this specification. Please address the information to the OASIS Executive Director.

OASIS has been notified of intellectual property rights claimed in regard to some or all of the contents of this specification. For more information consult the online list of claimed rights.

TABLE OF CONTENTS

1.0	ACKNOWLEDGEMENTS	6
2.0	INTRODUCTION	7
3.0	THE OBJECTIVE AND SCOPE.....	7
4.0	EXTENSIBLE CUSTOMER INFORMATION LANGUAGE (XCIL).....	8
4.1	XCIL	8
4.2	THE GOAL	8
4.3	WHAT DOES XCIL NOT REPRESENT	8
5.0	USING THE XCIL SCHEMA/DTD	9
5.1	PURPOSE OF THE XML SCHEMA/DTD FOR CUSTOMER INFORMATION	9
5.2	FLEXIBILITY	9
5.3	DON'T GET CONFUSED – KEEP IT SIMPLE	12
5.4	NAMESPACES AND VERSIONS	12
5.5	XML SCHEMA: EXTENSIBILITY	13
5.6	XML SCHEMA: DOCUMENT FRAGMENTS	13
5.7	DEEP NESTING VS. FLAT STRUCTURE.....	13
5.8	WHERE TO START	14
5.9	COMPATIBILITY BETWEEN DTD AND SCHEMA	14
5.10	DOCUMENT EXCHANGE BETWEEN DIFFERENT PARTIES	15
5.11	WHEN TO USE XCIL AND WHEN TO USE XCRL.....	15
6.0	XML TAGGING CONVENTIONS.....	16
6.1.1	<i>Guidelines for Tag Naming Conventions.....</i>	<i>16</i>
7.0	CUSTOMER DATA ELEMENTS.....	18
8.0	XCIL DTD/SCHEMA GRAMMAR.....	19
8.1	XCIL ELEMENT	20
8.2	REETEXTLINE ELEMENT	20
8.3	DATE ELEMENTS	21
8.4	CUSTOMERDETAILS ELEMENT	22
8.5	ORGANISATIONINFO ELEMENT.....	24
8.6	PERSONINFO ELEMENT.....	26
8.7	CONTACTNUMBER ELEMENT	31
8.7.1	<i>Example</i>	<i>33</i>
8.8	EMAILADDRESS ELEMENT	33
8.9	URL ELEMENT.....	34
8.10	FINANCIALACCOUNT ELEMENT	34
8.10.1	<i>Example</i>	<i>36</i>
8.11	OWNERSHIPINFO ELEMENT	37
8.12	FINANCIALINSTITUTIONDETAILS ELEMENT	39
8.13	REFERENCECONTACT ELEMENT.....	40
8.14	VEHICLE DETAILS	41
8.15	REGISTRATION ELEMENT	44
8.16	BRANCH ELEMENT	45
8.17	REGISTRATIONINFO ELEMENT.....	47
8.18	REVENUE ELEMENT	49

8.19	SIZEINFO ELEMENT	50
8.20	STOCKMARKET ELEMENT	51
8.21	LISTEDVALUE ELEMENT	52
8.22	AGEINFO ELEMENT	54
8.23	BIRTHINFO ELEMENT	56
8.24	COUNTRIESOFRESIDENCE ELEMENT	58
8.25	VISA ELEMENT	60
8.26	HABIT ELEMENT.....	62
8.27	HOBBY ELEMENT	63
8.28	IDCARD ELEMENT	63
8.29	CREDITAMOUNT ELEMENT	67
8.29.1	<i>Example</i>	68
8.30	INCOME ELEMENT	70
8.31	LANGUAGE ELEMENT.....	71
8.31.1	<i>An Example</i>	72
8.32	MEMBERSHIPINFO ELEMENT.....	72
8.33	OCCUPATION ELEMENT.....	75
8.34	POSITION ELEMENT	79
8.35	MANAGERNAME ELEMENT	80
8.36	ASSISTANTNAME ELEMENT	81
8.37	COSTCENTRE ELEMENT	81
8.37.1	<i>Example</i>	82
8.38	PAGER ELEMENT	83
8.39	PASSPORT ELEMENT.....	84
8.39.1	<i>Example</i>	86
8.40	PHYSICALINFO ELEMENT	87
8.41	COLORINFO ELEMENT	89
8.42	QUALIFICATION ELEMENT.....	89
8.42.1	<i>Example</i>	93
8.43	RELIGION ELEMENT	94
8.44	FAMILYMEMBER ELEMENT.....	95
9.0	AN EXAMPLE OF XCIL.....	97
10.0	REFERENCES	102

1.0 Acknowledgements

OASIS and the CIQ Technical Committee (TC) wishes to acknowledge MSI Business Solutions Pty. Ltd, Australia (formerly known as MasterSoft International Pty. Ltd) for initiating this standards work to OASIS by submitting its XML standards for Customer Information Management called Customer Identity Markup Language (CIML) and the XML standards for name and address data management called Name and Address Markup Language (NAML) in March 2000. Ram Kumar (rkumar@msi.com.au), Chairman of the Customer Information Quality (CIQ) TC of OASIS and the Chief Technologist of MasterSoft played the key role in setting up the Technical Committee. Ram is the author of the two standards (NAML and CIML) developed by MSI. NAML was based on the Universal Name and Address (UNA) format of MSI.

OASIS and the CIQ TC wishes to acknowledge AND Solutions, Inc, Netherlands, for submitting its Global Address Standards to OASIS in October 2000 to be included as part of the address standards (xAL) effort. Mr. Vincent Buller, former Co-Chair of the Customer Information Quality TC of OASIS and former Senior Consultant of AND Solutions has played a significant role along with Ram Kumar in setting up the technical committee and has contributed to the development of xAL Standard.

The CIQ TC thanks Mr. Graham Rind, Consultant, International Address Databases, for his feedback/input on xNL and xAL standards and for his permission to use some of materials on addresses.

The CIQ TC thanks Mr. Holger Wandt, chairman of the working group address databases within CEN/TC331/WG3 (CEN is the European Standardization body) for giving permission to use address examples from his committee's specifications.

OASIS wishes to acknowledge the contributions of the members of the CIQ TC to this standards work. The following individuals were members of the committee during the development of this specification:

Name	Organisation
Mr. Ram Kumar (Chairman)	MSI Business Solutions, Australia
Mr. David RR Webber	XML Global, Inc, USA
Mr. John Bennett	Parlo.com, USA
Mr. Joe Lubenow	Individual member of OASIS, USA
Mr. Nikolaj Nyholm	Ascio Technologies, Norway
Mr. Marcus Goncalves	Individual member of OASIS, USA
Mr. Mark Meadows	Microsoft, USA
Mr. Robert James	Individual member of OASIS, U.K
Mr. Max Voskob	MSI Business Soilutions, New Zealand

The CIQ TC thanks all those who reviewed the specifications and provided feedback.

Last but not least, OASIS and the CIQ TC thanks all users of the CIQ TC standards in real world and for their continuous feedback and support.

2.0 Introduction

Customer (Person or Organisation where, Organisation could be a company, association, club, University, etc) data consists of many components. However, a person or company's name and address is *the key* identifier of a "customer".

Although name and address data is the key identifier of a customer, other customer centric data such as telephone number, e-mail addresses, customer IDs, date of birth, etc helps to uniquely identify a customer. Customer addresses frequently change and it is not trivial to link the customer across multiple addresses with just name information. In the example below, a customer can have two completely different addresses and it is nearly impossible to uniquely identify the customer with the name alone. Customer centric data such as telephone numbers, e-mail addresses, account numbers, etc. are necessary to uniquely identify Ram Kumar.

Ram Kumar
2 Virgo Place
Erskine Park, NSW 2759
Mobile:0412-758025
rkumar@hotmail.com

R.Kumar
MSI Business Solutions
Level 12, 67 Albert Avenue
Chatswood, NSW 2067
Mobile:0412-758025
rkumar@msi.com.au
rkumar@hotmail.com

It is therefore important to define a standard for representing all forms of customer centric data that are unique to the customer and that forms the basis of customer information. Note that here we are not interested in describing customer data that are not centric to the customer such as transaction/financial data.

3.0 The Objective and Scope

The objective of this document is to describe the extensible Customer Information Language (xCIL) W3C DTD/Schema in detail with examples.

This document provides a set of simple guidelines to help using xCIL and exchange information between different parties with minimum misinterpretation and misuse of the structures.

4.0 extensible Customer Information Language (xCIL)

4.1 xCIL

The objective of xCIL is to describe a common structure for representing customer centric in a common standard format. The applications could be CRM/e-CRM, Customer Information Systems, Data Quality (Parsing, Matching, Validation, Verification, etc), Customer Data Warehouses, Payroll, Employee Information System, etc.

However, any party for its own purposes and applications may use xCIL grammar or parts of it.

It is important to read the following documents also:

- xNAL Specifications Document Version 2.0 for W3C DTD/Schema
- xNL Specifications Document Version 2.0 for W3C DTD/Schema
- xAL Specifications Document Version 2.0 for W3C DTD/Schema

xCIL used xNAL standards to represent customer names and addresses.

4.2 The Goal

The goal of xCIL is:

- Open
- Vendor Neutral
- Application Independent, and
- Global, i.e., ability to represent addresses of any country irrespective of culture, religion, language and geographic location.
- Flexible enough to handle simple representation of customer information (Example: Simple user registration system) to complex representation of customer information (Example: name and address parsing).

4.3 What does xCIL not represent

xCIL only defines the XML vocabulary to represent customer centric information in a common format.

xCIL does not:

- define vocabulary for security of the data represented in xCIL format
- define vocabulary for transportation of the data represented in xCIL format
- define vocabulary for messages associated with the data represented in xCIL format
- define vocabulary for privacy and permissioning of the data represented in xCIL format
- validate/verify the actual data represented in xCIL format
- format customer centric data

5.0 Using the xCIL Schema/DTD

5.1 Purpose of the XML Schema/DTD for Customer Information

The XML schema/DTD for customer information has been designed to be truly global and application independent and therefore, is designed to be flexible to handle customer information structures for different applications. For example from a simple user registration system that uses simple customer elements (e.g. Name, address, e-mail address, phone and fax) to a complex customer information validation system that needs all the parsed elements of a customer in detail is supported by xCIL.

5.2 Flexibility

There is no necessity to define a customer using all the possible tags and therefore, make the definition complex. Flexibility is provided to define a customer with the tags that are necessary and are meaningful to the user.

A simple example is shown below:

Let us say, we want to define the occupation of a customer. The occupation is given as say,

Miss. Nivetha Sakthi
Software Engineer (Full-Time)
Products Division
SakthiSoft, Inc.
Floor 4, Ste 5, Block C
Carnegie VIII
43 West Archer Street
Boulder, CO 80302-4598, USA
Phone: 243-448-5152
Fax: 243-448-5150
E-Mail: nivetha@sakthisoft.com
Manager's Name: Ms. Shantha Devi
ID: SS123321

With xCIL, you can define this as a simple structure as shown below:

```
<xCIL>
  <CustomerDetails>
    <CustomerID>SS123321</CustomerID>
    <NameDetails PartyType="Person">
      <NameLine>Miss. Nivetha Sakthi</NameLine>
    </NameDetails>
    <PersonInfo>
      <ContactNumbers>
        <ContactNumber Type="Telephone">
          <Number>243-448-5152</Number>
        </ContactNumber>
        <ContactNumber Type="Fax">
          <Number>248-448-5150</Number>
        </ContactNumber>
      </ContactNumbers>
    </PersonInfo>
  </CustomerDetails>
</xCIL>
```

```
        </ContactNumber>
    </ContactNumbers>
    <EmailAddresses>
        <EmailAddress Type="Business">nivetha@sakthisoft.com
        </EmailAddress>
    </EmailAddresses>
    <Occupations>
        <Occupation>
            <FreeTextLine Type="Position">
                Software Engineer(Full-Time)
            </FreeTextLine>
            <FreeTextLine Type="Department">Products Division</FreeTextLine>
            <FreeTextLine Type="Organisation Name">
                SakthiSoft, Inc
            </FreeTextLine>
        <OrganisationAddress>
            <AddressDetails>
                <Address>
                    Floor 4, Ste 5, Block C
                    Carnegie VIII
                    43 West Archer Street
                    Boulder, CO 80302-4598, USA
                </Address>
            </AddressDetails>
        </OrganisationAddress>
        <ManagerName>
            <FreeTextLine>Ms. Shantha Devi</FreeTextLine>
        </ManagerName>
    </Occupation>
</Occupations>
</PersonInfo>
</CustomerDetails>
</xCIL>
```

OR, you can define a detailed description of the data as a complex structure as shown below:

```
<xCIL>
    <CustomerDetails>
        <CustomerID>SS123321</CustomerID>
        <NameDetails PartyType="Person">
            <PersonName>
                <Title>Miss</Title>
                <FirstName>Nivetha</FirstName>
                <LastName>Sakthi</LastName>
            </PersonName>
        </NameDetails>
        <PersonInfo>
            <ContactNumbers>
                <ContactNumber Type="Telephone"
                    NumberType="Business Line"
                    ContactNature="Business">
                    <AreaCode>243</AreaCode>
                    <Number>448-5152</Number>
                </ContactNumber>
                <ContactNumber Type="Fax">
```

```

        NumberType="Business Line">
        <AreaCode>248</AreaCode>
        <Number>448-5150</Number>
    </ContactNumber>
</ContactNumbers>
<EmailAddresses>
    <EmailAddress Type="Business">nivetha@sakthisoft.com
    </EmailAddress>
</EmailAddresses>
<Occupations>
    <Occupation>
        <Position>
            <PositionTitle>Software Engineer</PositionTitle>
        </Position>
        <WorkType>FullTime</WorkType>
        <Department>
            <DepartmentName>Products Division</DepartmentName>
        </Department>
        <NameOfOrganisation>
            <OrganisationNameDetails>
                <OrganisationName>SakthiSoft</OrganisationName>
                <OrganisationType>Inc</OrganisationType>
            </OrganisationNameDetails>
        </NameOfOrganisation>
        <OrganisationAddress>
            <AddressDetails>
                <Country>
                    <CountryName>USA</CountryName>
                <AdministrativeArea>
                    <AdministrativeAreaName>COLORADO</AdministrativeAreaName>
                <Locality>
                    <LocalityName>BOULDER</LocalityName>
                <Thoroughfare>
                    <ThoroughfareNumber>43</ThoroughfareNumber>
                    <ThoroughfarePreDirection>WEST</ThoroughfarePreDirection>
                    <ThoroughfareName>ARCHER</ThoroughfareName>
                    <ThoroughfareTrailingType>
                        Street</ThoroughfareTrailingType>
                    <Premise Type="BUILDING">
                        <PremiseName>CARNEGIE VIII</PremiseName>
                        <SubPremise Type="BLOCK">
                            <SubPremiseNumber>C</SubPremiseNumber>
                            <SubPremise Type="STE">
                                <SubPremiseNumber>5</SubPremiseNumber>
                                <SubPremise Type="FLOOR">
                                    <SubPremiseNumber>4</SubPremiseNumber>
                                </SubPremise>
                            </SubPremise>
                        </SubPremise>
                    </Premise>
                </Thoroughfare>
                <PostalCode>
                    <PostalCodeNumber>80302</PostalCodeNumber>
                    <PostalCodeNumberExtension Type="DeliveryPointSuffix">
                        4598</PostalCodeNumberExtension>
                    </PostalCodeNumberExtension>
                </PostalCode>
            </AddressDetails>
        </OrganisationAddress>
    </NameOfOrganisation>
    </OrganisationNameDetails>
    </Department>
    </WorkType>
    </Position>
    </Occupation>
</Occupations>
</EmailAddresses>
</ContactNumbers>
</ContactNumber>
</AreaCode>
</Number>
</Business Line>

```

```
        </PostalCode>
        </Locality>
        </AdministrativeArea>
        </Country>
    </AddressDetails>
</OrganisationAddress>
<ManagerName>
    <PersonName>
        <Title>Ms</Title>
        <FirstName>Shantha</FirstName>
        <LastName>Devi</LastName>
    </PersonName>
</ManagerName>
</Occupation>
</Occupations>
</PersonInfo>
</CustomerDetails>
</xCIL>
```

5.3 Don't get confused – keep it simple

Some users might feel that xCIL provides too much information to represent a simple customer data for their application. This is not true and the example in the previous section confirms this. xCIL can be used to define customer data in simple terms or in complex terms. It is up to the user to decide how they want to implement xCIL.

Important: Use only elements and attributes that make sense to you. Ignore the rest that are needless for you.

Enough flexibility is provided to make the customer data representation simple without using the detailed level of tags. Most of the elements and attributes are optional.

5.4 Namespaces and Versions

xCIL Schema's namespace is:

urn:oasis:names:tc:ciq:xsdschema:xCIL:[major version number]
where [major version number] is substituted with a number (e.g. 2.0, 2.5, etc.)

Schemas with different major version numbers are not compatible.

Attribute *version* of Schema's element *schema* indicates minor version number. Schemas with different minor version numbers are backward compatible.

DTD provides an attribute called "Version" that defines the version number of the DTD.

5.5 XML Schema: Extensibility

xCIL Schema was designed to be extensible.

1. some elements can have any child elements from **##other** namespaces (any that is not xCIL namespace)
2. all elements can have any attributes from **##other** namespaces (any that is not xCIL namespace)
3. key elements and types are declared globally to be reused by other schemas

5.6 XML Schema: Document Fragments

xCIL Schema can be used to validate document fragments with globally declared elements as root elements.

5.7 Deep Nesting vs. Flat Structure

xCIL Schema/DTD allows dual way of reflecting relationships between entities: building a hierarchy or setting a reference.

Following are the keys (Primary and Foreign) provided to set references:

- xNL and xAL provides Primary and Foreign Keys (*NameDetailsKey*, *AddressDetailsKey*, and *NameDetailsKeyRef*) to enable setting reference to name details of a person/organisation and address details of a person/organisation within and to an external XML document.
- xCIL also provides a Primary Key (*CustomerDetailsKey*) and a Foreign Key (*CustomerDetailsKeyRef*).

Given that xCIL heavily uses xNL's NameDetails element and xAL's AddressDetails element, use of the reference keys within an xCIL document will help simplify the nesting in the xCIL document. This feature is an option and is not mandatory.

Let us look at the example below:

```
<xCIL>
  <CustomerDetails Key="1234567">
    <CustomerID>AUS12345678</CustomerID>
    <n:NameDetails NameDetailsKey="789689778947895"
      ext:KeyLocation="XPath statement or URL ">
    <a:AddressDetails AddressDetailsKey="reference to another
      a:AddressDetails element that can be elsewhere">
    <PersonInfo>
      <FinancialAccounts>
        <FinancialAccount Type="Cheque">
          <OwnershipInfo OwnershipType="Joint Account">
            <n:NameDetails NameDetailsKey="reference to another
              n:NameDetails element that can be elsewhere">
            <n:NameDetails NameDetailsKey="reference to another
              n:NameDetails element that can be elsewhere">
          </OwnershipInfo>
        <FinancialInstitutionDetails Type="Bank">
          <n:NameDetails NameDetailsKey="reference to another
            n:NameDetails element that can be elsewhere">

```

```
        <a:AddressDetails AddressDetailsKey="reference to
          another a:AddressDetails element that can be elsewhere"/>
      </FinancialInstitutionDetails>
    </FinancialAccount>
  </FinancialAccounts>
</FamilyMembers>
  <FamilyMember Type="Parent" RelationshipType="Father"
    CustomerDetailsKeyRef="reference
      to another CustomerDetails element that can be elsewhere or
      in the same document"/>
  <FamilyMember Type="Parent" RelationshipType="Mother"
    CustomerDetailsKeyRef="reference
      to another CustomerDetails element that can be elsewhere or
      in the same document"/>
</FamilyMembers>
</PersonInfo>
</CustomerDetails>
</xCIL>
```

In the example above, you can see how customer details (including name details and address details) can be referenced (either within a document or external to the document). In case of Schema, one can also define an attribute that points to the actual location of the data associated with the reference key.

Note that *NameDetailsKey*, *NameDetailsKeyRef*, *AddressDetailsKey*, *CustomerDetailsKey*, and *CustomerDetailsKeyRef* are not a constraint and existence of the referenced element is not checked at validation.

5.8 Where to start

Understanding this schema/DTD can be difficult for some users. To make it easier we would suggest you to undertake the following exercises:

- Read this document
- Take a look at the examples of XML documents for xCIL
- Take a look at schema/DTD diagrams.
- Try to build the structures you need using the schema/DTD

Meaning of every element and attribute is described using *annotation/documentation* elements in XML schema.

For full schema description you can either go thru the schema's/DTDs source code or use the detailed description of elements in this document or in the HTML document.

5.9 Compatibility between DTD and Schema

Instances of XML documents valid for xCIL W3C Schema may not always be valid for xCIL DTD and vice-versa, but the structures are almost identical.

5.10 Document Exchange between different parties

xCIL provides descriptions for every element and attribute, but it is up to the users how they implement it.

If you want to exchange information between different parties make sure that they compatible:

1. all parties use the same namespace and version
2. all parties use the same interpretation of xCIL elements and attributes
3. all parties agreed on enumerations and values used to describe types of data (for example element “CustomerDetails” has attribute “PartyType” to indicate that the party could be a person or a company, which is likely to be a predefined list of values for one party, but may not compatible with a corresponding list of another party)

5.11 When to use xCIL and when to use xCRL

xCIL is used to define the unique characteristics associated with a party, where the party could be a person or an organisation. An organisation could be a club, association, university, company, etc.

Extensible Customer Relationships Language (xCRL) Standard of OASIS CIQ TC is used to define the relationships between individual parties, where the party could be a person or an organisation.

In xCIL one does have some simple relationships (though not explicit definition of relationships) namely,

- A person and his/her manager
- A person and his/her family (e.g. Parents, child, spouse, etc)
- An organisation and its branches
- etc.

Given that the above are essential parts of uniquely identifying a customer, there is no choice, but to have them as part of xCIL. But, xCRL is a standard specifically dedicated to defining these relationships in detail. Note that xCRL uses xCIL to define the individual parties. One can just use xCRL and ignore xCIL standard if relationships are also important along with the customer information. But not application concentrates on defining relationships.

6.0 XML Tagging Conventions

We have extracted the XML tagging guidelines from the Open Travel Association Group (OTA) and from the ebXML as the basis for tagging xCIL definitions with some changes to them.

6.1.1 Guidelines for Tag Naming Conventions

A key part of the XML grammar is consistent naming conventions for tags that represent the infrastructure and business-related elements. Tag name writers **MUST** follow these rules unless business requirements require other naming conventions.

- Use mixed case tag names, with the leading character of each word in upper case and the remainder in lower case.
Example: <PostalCode>
- Acronyms are discouraged, but where needed, use all upper case.
Example: <UserID>
- Illegal characters cannot be used (e.g.: forward slash, etc.). Recommended characters in a tag name are basically limited to letters and underscores.
Example: (not allowed) <Date/Time>
- The use of periods to indicate the version and hierarchy is discouraged.

Tag writers **SHOULD** use these guidelines when constructing tag names.

- Use the same tag names with elements in a similar child structure
Example: <ContactAddress>
 <HomeAddress>
 <WorkAddress>
- Use plural tag names only for collections.
Example: <CreditCards>
 <CreditCard>
- Element and attribute name size have no limitation. The names must be meaningful. Example:
 <CustomerRelationshipInformation>

Element and attribute names should incorporate the proposed list of suffixes for tag names as recommended by ebXML. The ebXML Data Element Representation Classes are the following (includes ebXML definition):

Amount - A number of monetary units specified in a currency where the unit of currency is explicit or it may be implied.

Code - A character string that represents a member of a set of values.

Boolean - An enumerated list of two, and only two, values which indicates a Condition such as on/off; true/false etc. (It was the general consensus to use 'Flag' as a term to indicate a Boolean value.)

Date - A day within a particular calendar year. Note: Reference ISO 8601.

Time - The time within any day in public use locally, independent of a particular day.
Reference ISO 8601:1988.

DateTime - A particular point in the progression of time. Note: This may incorporate dependent on the level of precision, the concept of date.

Identifier - (standard abbreviation Id, meaning a unique identifier) A character string used to identify and distinguish uniquely, one instance of an object within an identification scheme.

Name - A word or phrase that constitutes the distinctive designation of a person, object, place, event, concept etc.

Quantity - A number of non-monetary units. It is normally associated with a unit of measure.

Number - A numeric value that is often used to imply a sequence or a member of a series.

Rate - A ratio of two measures.

Text - A character string generally in the form of words.

Measure - A numeric value that is always associated with a unit of measure.

7.0 Customer Data Elements

Following are the customer data elements that this xCIL framework supports and we will then break up the customer data elements into further details and map them with the defined XML tags in the xCIL DTD/Schema.


1. Name and address details
2. Customer Identifier
3. Organisation details – Branch details, registration details, stock details
4. Birth details
5. Age details
6. Gender
7. Marital Status
8. Physical Characteristics
9. Physical Status
10. Language details – read, write, speak
11. Nationality details
12. Visa details
13. Occupation
14. Qualification details
15. Passport details
16. Country of Residency details
17. Religion details
18. Ethnicity details
19. Telephone details
20. Facsimile details
21. Cellular Phone details
22. Pager
23. E-mail details
24. URL details
25. Account details
26. Identification card details
27. Tax number details
28. Vehicle Information Details
29. Family member details
30. Income details
31. Reference Check details
32. Hobbies
33. Habits

8.0 xCIL DTD/Schema Grammar

This section describes the xCIL Grammar in detail. We have used the DTD version of xCIL to generate the diagrams and to explain the grammar. However, note that the structures of DTD and Schema are compatible except for the *##other* element used in the Schema. Moreover, in Schema, structures are defined as elements (local and global), simple type, complex type or of a particular Type.

For detailed documentation of the XML Schema version of xCIL, users are recommended to download the HTML documentation of xCRL from <http://www.oasis-open.org/committees/ciq>.

How to read the diagrams in the following sections:

1	:	Either Or
?	:	Optional (0 or more occurrences)
+	:	At least 1 (1 or more occurrences)
◆	:	An Element
●	:	An Attribute
	:	Has sub elements

XML Containers consist of sub-XML elements and are not used to tag a piece of data directly. They use their sub-elements to tag the data. XML Elements are used to tag a piece of data directly.

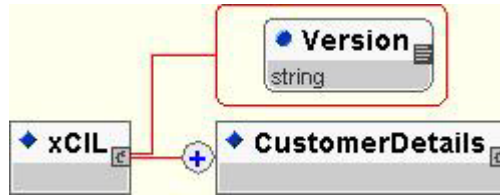
For ease of reading, under XML Elements column in the tables in the following sections, XML Tag names in **bold** are XML Containers (consisting of sub-XML elements), XML Tags in regular text are XML Elements and Tag names in *italics* in the Description column of the tables are Attributes of XML elements. Let us consider the following example:

```
<Name>
  <FirstName Type="Given Name">Ram</FirstName>
  <LastName>Kumar</LastName>
</Name>
```

<Name> is the Container, <FirstName> and <LastName> are the XML Elements and *Type* is the Attribute.

In the following sections, we have deliberately used examples of addresses that are represented using xAL at a detailed level. It is emphasised here again that addresses need not be represented at a detailed level. It depends upon the application requirements to define the level of addressing.

8.1 xCIL Element



“xCIL” is the root element and is a container consisting of a sub-element called “CustomerDetails” that can occur multiple times, but must occur at least once. The attribute “Version” defines the version of xCIL used (specific to DTD only) and has a fixed value. For example, the value is “2.0” for version number 2.0.

Example:

```
<xCIL Version="2.0">
  <CustomerDetails>
    .....
  </CustomerDetails>
  <CustomerDetails>
    .....
  </CustomerDetails>
</xCIL>
```

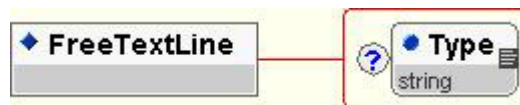
8.2 FreeTextLine Element

FreeTextLine element can be used as a free format text to represent customer information data. This element can be used when one does not want to break a piece of string of data into individual elements. For example, a name say, Mr. Ram Kumar, can be tagged with XML elements in xCRL as:

```
<FreeTextLine Type="Full Name">Mr. Ram Kumar</FreeTextLine>
```

OR

```
<Title>Mr</Title>
<FirstName>Ram</First Name>
<LastName>Kumar</LastName>
```



FreeTextLine element has an attribute namely,

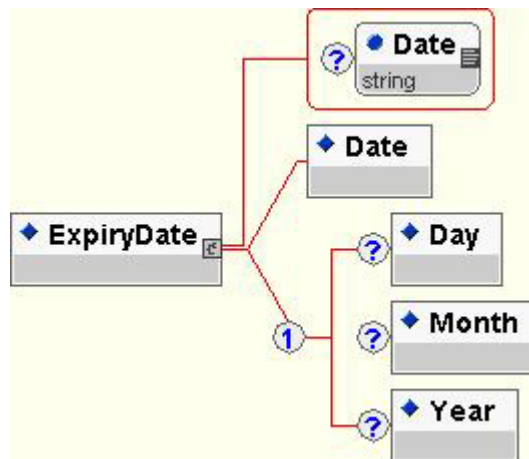
Type: To indicate the type of customer information data tagged by FreeTextLine element. This is optional.

8.3 Date Elements

“Date ” is a commonly re-used element and is a container. Following are the Date Elements defined in xCIL:

- IssueDate
- ExpiryDate
- JoinDate
- LeaveDate
- StartDate
- CompletionDate

All these Date elements carry a common syntax/grammar and the common syntax/grammar as shown in the diagram below:

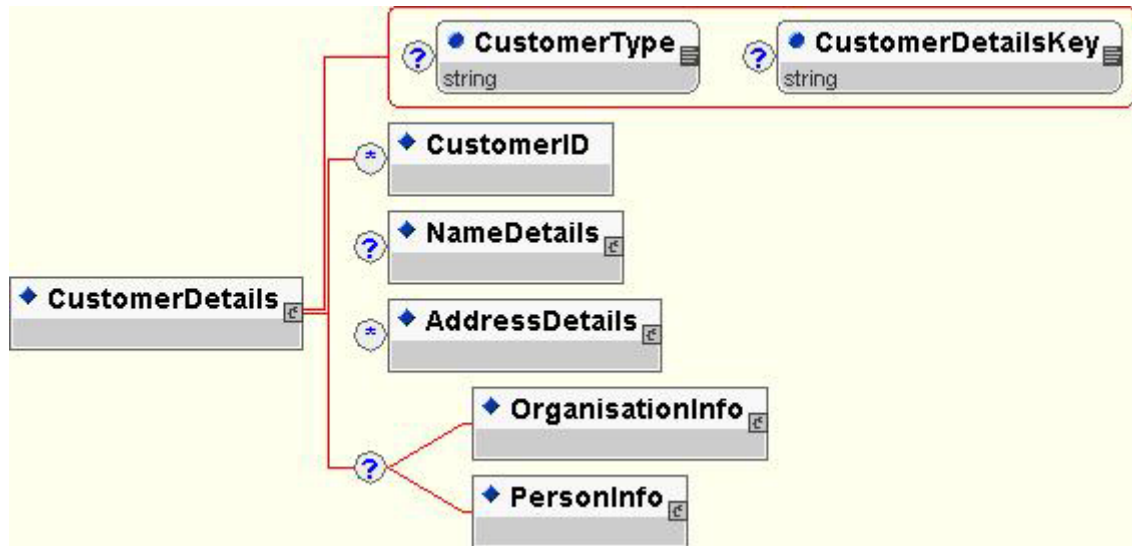


The Container elements are ExpiryDate, JoinDate, StartDate, IssueDate, CompletionDate and LeaveDate. These containers have an attribute called “*Date*” that takes the value of date as a free format text.

Date Elements	XML Elements	Description
Date	Date	This element is the sub-element of the Container element. This element can occur once and it is optional (0 or 1). This element defines the Date as a general field. In Schema it is of type xsd:Date.
Day	Day	This element is the sub-element of the Container element. This element can occur once and is optional (0 or 1). This element defines the day of the date.
Month	Month	This is the sub-element of the Container element. This element can occur once and is optional (0 or 1). This element defines the month of the date.
Year	Year	This is the sub-element of the Container element. This element can occur once and is optional (0 or 1). This element defines the year of the date.

8.4 CustomerDetails Element

CustomerDetails is the element that defines customer information data elements by breaking down into more detailed level.

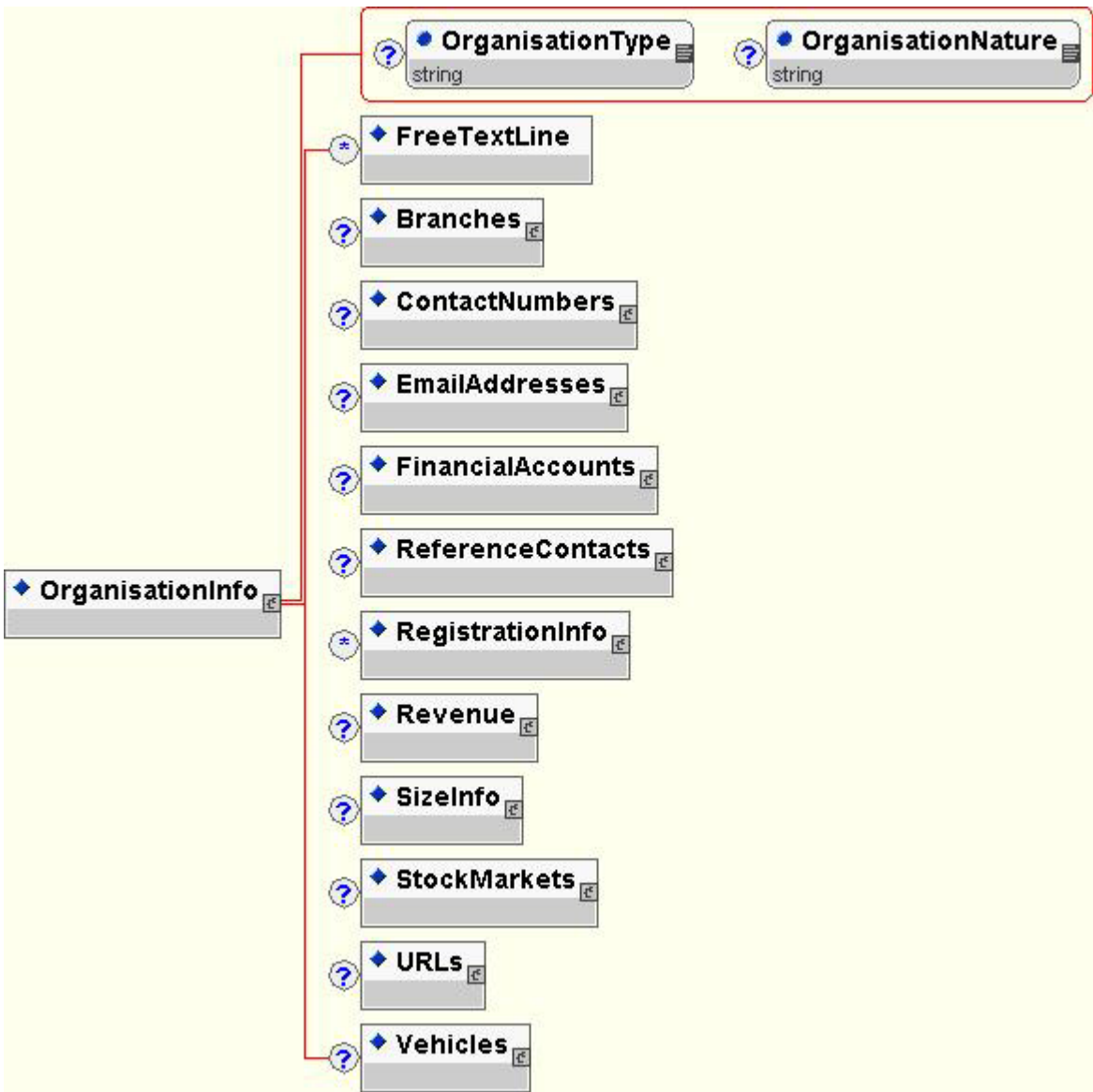


Customer Information Elements	xCIL Elements (XML Tags)	Description
Details of a customer	CustomerDetails	<p>This element is a container and is the sub-element of the root element xCIL. This element can occur multiple times and must occur at least once (1 or more). This element has sub-elements that define the customer information in detail. This element can contain more than one customer details. This element provides the following attributes:</p> <p><i>PartyType</i>: Defines the type of party and is optional. “PartyType” could be Person or Organisation</p> <p><i>CustomerDetailsKey</i>: Defines the primary key and is optional. Key identifier for the element for not reinforced references from other elements. Not required to be unique for the document to be valid, but application may get confused if not unique. Extend this schema adding unique constraint if needed.</p>
Customer Identification	CustomerID	<p>This element is the sub-element of root element “CustomerDetails”. This element can occur multiple times and it is optional. This element defines unique ID for a customer (some corporate databases do have unique customer Ids). This element provides the following attribute:</p> <p><i>Type</i>: To define the type of customer ID</p> <p>Example: Unique record number, a unique number for a customer, etc.</p>
Customer Name	NameDetails	<p>This element is a container and is a sub-element of root element “CustomerDetails”. This element can occur once and is optional. Defines the name of the customer in detail. This element is part of xNL</p>

Customer Information Elements	xCIL Elements (XML Tags)	Description
		vocabulary. Refer to the “xNL Specifications Document” for further details about xNL.
Customer Address	AddressDetails	This element is a container and is a sub-element of root element “CustomerDetails”. This element can occur once and is optional. This element defines the address of the customer in detail This element is part of xAL vocabulary. Refer to the “xAL Specifications Document” for further details about xAL.
Information about Organisation	OrganisationInfo	This element is a container and is a sub-element of root element “CustomerDetails”. This element can occur once and is optional. If the customer is “Organisation”, then this element should be used. This element has sub-elements that define customer centric data (other than name and address) about the organisation in detail. See section “OrganisationInfo Element” for further details about this container.
Information about Person	PersonInfo	This element is a container and is the sub-element of root element “CustomerDetails”. This element can occur once and is optional. If the customer is “Person”, then this element should be used. This element has sub-elements that define customer centric data (other than name and address) about the person in detail. See section “PersonInfo Element” for further details about this container.

8.5 OrganisationInfo Element

This element is used to define the details about the Customer “Organisation” in detail. OrganisationInfo Element has the following elements as shown in the figure below:

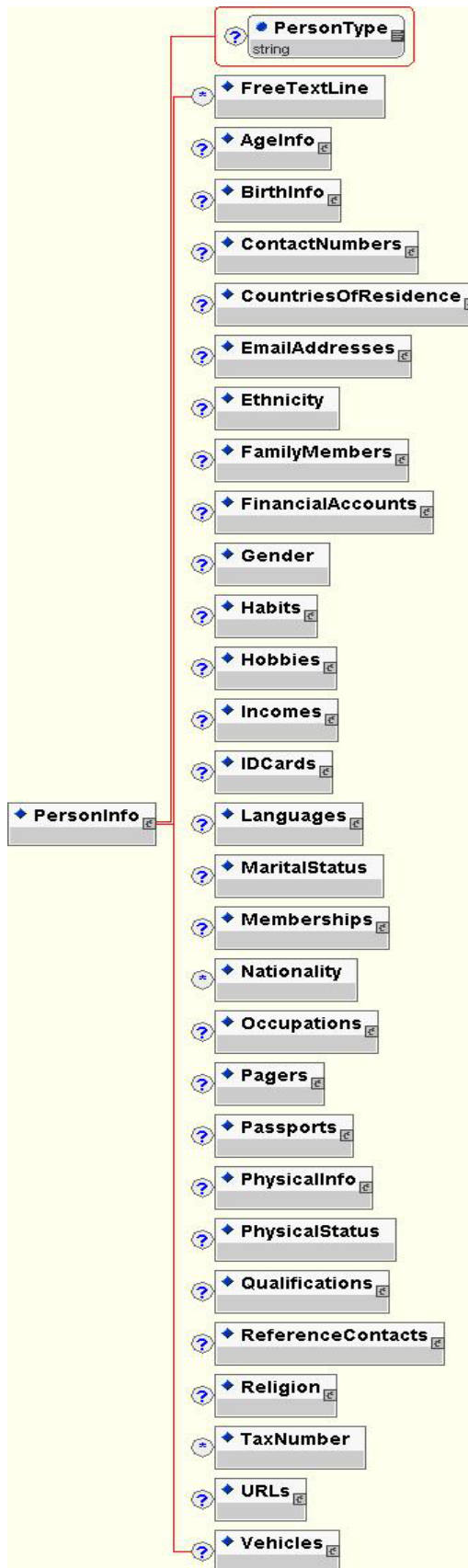


Customer Information Elements	xCIL Elements (XML Tags)	Description
Data as a free format text line	FreeTextLine	This element is used to define data as a free format text and can occur multiple times and is optional. See section “FreeTextLine Element” for further details.
Defines the	Branches	This element is a container and is a sub-element of “OrganisationInfo”

Customer Information Elements	xCIL Elements (XML Tags)	Description
branches of an organisation		element and can occur once and is optional. This element has sub-elements to define the branches of an organisation. See “Branch Element” section for further details.
Defines the contact numbers of an organisation	ContactNumbers	This element is a container and is a sub-element of “OrganisationInfo” element and can occur once and is optional. This element has sub-elements to define the contact numbers of an organisation. See “ContactNumber Element” section for further details.
Defines the e-mail addresses of an organisation	EmailAddresses	This element is a container and is a sub-element of “OrganisationInfo” element and can occur once and is optional. This element has sub-elements to define the email addresses of an organisation. See “EmailAddress Element” section for further details.
Defines the Financial Accounts of an organisation	FinancialAccounts	This element is a container and is a sub-element of “OrganisationInfo” element and can occur once and is optional. This element has sub-elements to define the financial accounts of an organisation. See “FinancialAccount Element” section for further details.
Defines the Reference Contacts of an organisation	ReferenceContacts	This element is a container and is a sub-element of “OrganisationInfo” element and can occur once and is optional. This element has sub-elements to define the reference contacts of an organisation. See “ReferenceContact Element” section for further details.
Defines the Registration details of an organisation	RegistrationInfo	This element is a container and is a sub-element of “OrganisationInfo” element and can occur once and is optional. This element has sub-elements to define the registration details of an organisation. See “RegistrationInfo Element” section for further details.
Defines the Revenue details of an organisation	Revenue	This element is a container and is a sub-element of “OrganisationInfo” element and can occur once and is optional. This element has sub-elements to define the revenue details of an organisation. See “Revenue Element” section for further details.
Defines the size of the organisation	SizeInfo	This element is a container and is a sub-element of “OrganisationInfo” element and can occur once and is optional. This element has sub-elements to define the size details of an organisation. See “SizeInfo Element” section for further details.
Defines the stock market details of an organisation	StockMarkets	This element is a container and is a sub-element of “OrganisationInfo” element and can occur once and is optional. This element has sub-elements to define the stock market details of an organisation. See “StockMarket Element” section for further details.
Defines the URLs of an organisation	URLs	This element is a container and is a sub-element of “OrganisationInfo” element and can occur once and is optional. This element has sub-elements to define the URLs of an organisation. See “URL Element” section for further details.
Defines the vehicle details of an organisation	Vehicles	This element is a container and is a sub-element of “OrganisationInfo” element and can occur once and is optional. This element has sub-elements to define the vehicles details of an organisation. See “Vehicle Element” section for further details.

8.6 PersonInfo Element

This element is used to define the details about the Customer “Person” in detail. PersonInfo Element has the following elements as shown in the figure below:



Customer Information Elements	xCIL Elements (XML Tags)	Description
Data as a free format text line	FreeTextLine	This element is used to define data as a free format text and can occur multiple times and is optional. See section “FreeTextLine Element” for further details.
Defines the age details of a person	AgeInfo	This element is a container and is a sub-element of “PersonInfo” element and can occur once and is optional. This element has sub-elements to define the age details of a person. See “Age Element” section for further details.
Defines the birth details of a person	BirthInfo	This element is a container and is a sub-element of “PersonInfo” element and can occur once and is optional. This element has sub-elements to define the birth details of a person. See “BirthInfo Element” section for further details.
Defines the contact numbers of a person	ContactNumbers	This element is a container and is a sub-element of “PersonInfo” element and can occur once and is optional. This element has sub-elements to define the contact numbers of a person. See “ContactNumber Element” section for further details.
Defines the countries of residence of a person	CountriesOfResidence	This element is a container and is a sub-element of “PersonInfo” element and can occur once and is optional. This element has sub-elements to define the countries of residence of a person. See “CountriesOfResidence Element” section for further details.
Defines the e-mail addresses of a person	EmailAddresses	This element is a container and is a sub-element of “PersonInfo” element and can occur once and is optional. This element has sub-elements to define the email addresses of a person. See “EmailAddress Element” section for further details.
Defines the ethnicity of a person	Ethnicity	This element is a sub-element of “PersonInfo” element and can occur once and is optional. This element defines the ethnicity of a person. Example: Asian, African, etc.
Defines the Financial Accounts of the organisation	FinancialAccounts	This element is a container and is a sub-element of “PersonInfo” element and can occur once and is optional. This element has sub-elements to define the financial accounts of an organisation. See “FinancialAccount Element” section for further details.
Defines the gender of a person	Gender	This element is a sub-element of “PersonInfo” element and can occur once and is optional. This element defines the gender of a person. Example: Male, Female, etc.
Defines the habits of a person	Habits	This element is a container and is a sub-element of “PersonInfo” element and can occur once and is optional. This element has sub-elements to define the habits of a person. See “Habit Element” section for further details.
Defines the hobbies of a person	Hobbies	This element is a container and is a sub-element of “PersonInfo” element and can occur once and is optional. This element has sub-elements to define the hobbies of a person. See “Hobby Element” section for further details.
Defines the ID card details of a person	IDCards	This element is a container and is a sub-element of “PersonInfo” element and can occur once and is optional. This element has sub-elements to define the ID Cards of a person. See “IDCard Element” section for further details.

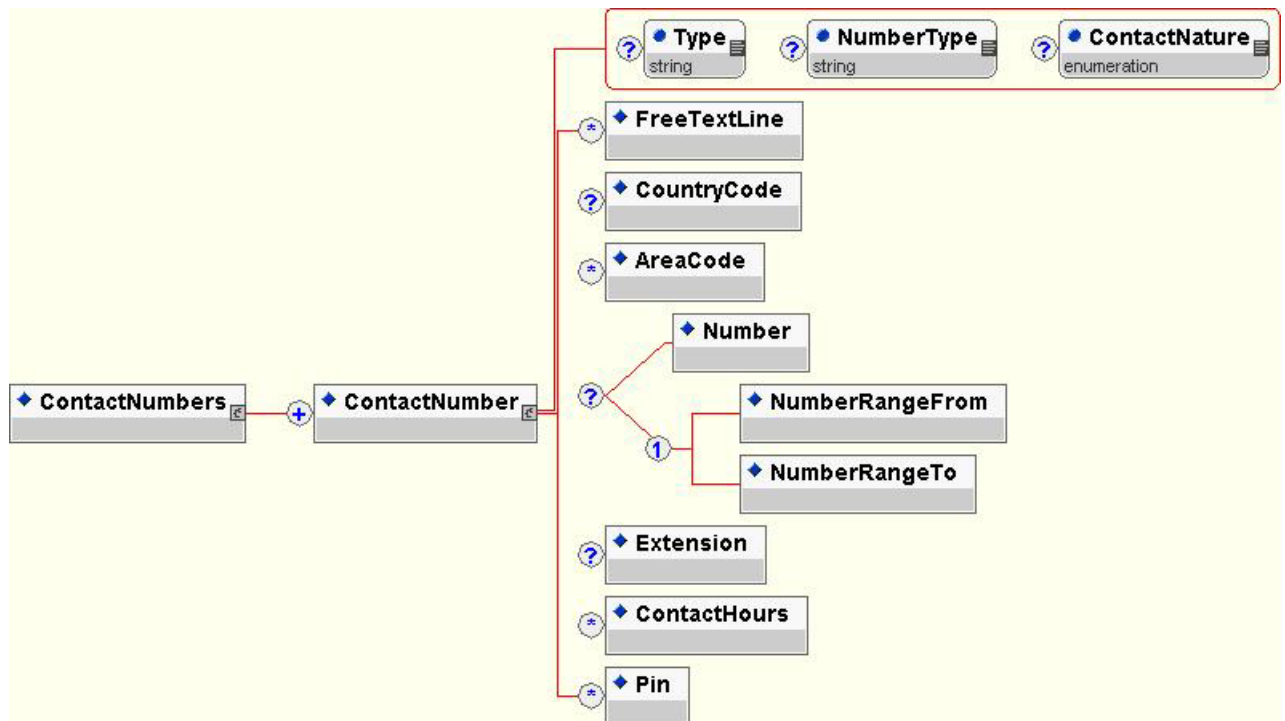
Customer Information Elements	xCIL Elements (XML Tags)	Description
Defines the income details of a person	Incomes	This element is a container and is a sub-element of “PersonInfo” element and can occur once and is optional. This element has sub-elements to define the income details of a person. See “Income Element” section for further details.
Defines the languages of a person	Languages	This element is a container and is a sub-element of “PersonInfo” element and can occur once and is optional. This element has sub-elements to define the languages of a person. See “Language Element” section for further details.
Defines the marital status of a person	MaritalStatus	This element is a sub-element of “PersonInfo” element and can occur once and is optional. This element defines the marital status of a person. Example: Single, Married, Divorced, Engaged, etc.
Defines the memberships of a person	Memberships	This element is a container and is a sub-element of “PersonInfo” element and can occur once and is optional. This element has sub-elements to define the memberships of a person. See “Membership Element” section for further details.
Defines the Nationality of a person	Nationality	This element is a sub-element of “PersonInfo” element and can occur once and is optional. This element defines the nationality of a person. Example: Australia, American, Indian, etc. Has an attribute: <i>Type</i> : Defines the type and is optional. If the element can be classified by different types, use this attribute to indicate the type or put some supplementary information, otherwise ignore it.
Defines the occupations of a person	Occupations	This element is a container and is a sub-element of “PersonInfo” element and can occur once and is optional. This element has sub-elements to define the occupations of a person. See “Occupation Element” section for further details.
Defines the pagers of a person	Pagers	This element is a container and is a sub-element of “PersonInfo” element and can occur once and is optional. This element has sub-elements to define the pagers of a person. See “Pager Element” section for further details.
Defines the passports of a person	Passports	This element is a container and is a sub-element of “PersonInfo” element and can occur once and is optional. This element has sub-elements to define the passports of a person. See “Passport Element” section for further details.
Defines the physical characteristics of a person	PhysicalInfo	This element is a container and is a sub-element of “PersonInfo” element and can occur once and is optional. This element has sub-elements to define the physical characteristics of a person. See “PhysicalInfo Element” section for further details.
Defines the physical status of a person	PhysicalStatus	This element is a sub-element of “PersonInfo” element and can occur once and is optional. This element defines the physical status of a person. Example: Dead, Living, etc.
Defines the qualifications of a person	Qualifications	This element is a container and is a sub-element of “PersonInfo” element and can occur once and is optional. This element has sub-elements to define the qualifications of a person. See “Qualifications Element” section for further details.
Defines the Reference	ReferenceContacts	This element is a container and is a sub-element of “PersonInfo” element and can occur once and is optional. This element has sub-

Customer Information Elements	xCIL Elements (XML Tags)	Description
Contacts of a person		elements to define the reference contacts of a person. See “ReferenceContact Element” section for further details.
Defines the family member details of a person	FamilyMembers	This element is a container and is a sub-element of “PersonInfo” element and can occur once and is optional. This element has sub-elements to define the family member details of a person. See “FamilyMember Element” section for further details.
Defines the religion details of a person	Religion	This element is a container and is a sub-element of “PersonInfo” element and can occur once and is optional. This element has sub-elements to define the religion details of a person. See “Religion Element” section for further details.
Defines the tax number of a person	TaxNumber	This element is a sub-element of “PersonInfo” element and can occur multiple times (0 or more) and is optional. This element defines the tax number of a person. Has an attribute: <i>Type</i> : Defines the type of tax number and is optional. Example: ABN as in Australia
Defines the URLs of a person	URLs	This element is a container and is a sub-element of “PersonInfo” element and can occur once and is optional. This element has sub-elements to define the URLs of a person. See “URL Element” section for further details.
Defines the vehicle details of a person	Vehicles	This element is a container and is a sub-element of “PersonInfo” element and can occur once and is optional. This element has sub-elements to define the vehicles details of a person. See “Vehicle Element” section for further details.
Defines the VISAs that a person holds	Visas	This element is a container and is a sub-element of “PersonInfo” element and can occur once and is optional. This element has sub-elements to define the visas of a person. See “Visa Element” section for further details.

8.7 ContactNumber Element

ContactNumber element is used to define the data associated with modes of contact of the customer such as telephone, fax and cellular/mobile phones. This element is used by the following elements:

- OrganisationInfo, and
- PersonInfo



Customer Information Elements	xCIL Elements (XML Tags)	Description
Contact number details	ContactNumber	This element is a container and is a sub-element of "ContactNumbers" element. This element has sub-elements that define the contact number details. This element can occur multiple times and must occur at least once (1 or more). Examples of contact number are: Telephone, Fax and Mobile/Cellular phones. This element provides the following attributes: <i>Type</i> : Defines the type of contact number and is optional. Example: Telephone, Mobile, Fax <i>NumberType</i> : Defines Type of contact number and is optional. Example: Free Call number, Toll Free number, Residential number, Business number, etc. <i>ContactNature</i> : Defines the Nature of contact and is optional. Example: Business or Personal
Contact	FreeTextLine	This element is used to define contact number details as

Customer Information Elements	xCIL Elements (XML Tags)	Description
number data as a free format text		a free formatted text line. This element can occur multiple times and is optional (0 or more). See section “FreeTextLine Element” for further details.
Country code of the contact number	CountryCode	This element is a sub element of “ContactNumber” element and is used to define the country code of the contact number. This element can occur once and is optional (0 or 1). Example: 61 for Australia, 1 for USA, etc
Area code of the contact number	AreaCode	This element is a sub element of “ContactNumber” element and is used to define the area code of the contact number. This element can occur multiple times and is optional (0 or more). This element provides the following attribute: <i>Type</i> : Defines the type of area code and is optional. Example: Trunk Code, National Code, City Code, etc.
Contact Number	Number	This element is a sub element of “ContactNumber” element and is used to define the actual contact number. This element can occur once and is mandatory. <i>Type</i> : Defines the type of number and is optional. Example: Full number. Can use this element to define the complete number with country code and area code or just the number.
Contact Number range from	NumberRangeFrom	This element is a sub element of “ContactNumber” element and is used to define the starting number range. For example, in some organisations, there is a number range from say, 8761000-87610003. This element can occur once and is mandatory. Here the start number range is 8761000 (from the above example).
Contact Number range to	NumberRangeTo	This element is a sub element of “ContactNumber” element and is used to define the ending number range. For example, in some organisations, there is a number range from say, 8761000-87610003. This element can occur once and is mandatory. Here the end number range is 8761003 (from the above example).
Extension for the contact number	Extension	This element is a sub element of “ContactNumber” element and is used to define the extension of the contact number. Can occur once and is optional.
Hours for using the contact number	ContactHours	This element is a sub element of “ContactNumber” element and is used to define the contact hours for the number. This element can occur multiple times and is optional (0 or more). This element provides the following attributes: <i>Start</i> : Defines the start time of contact and is optional. <i>End</i> : Defines the end time of contact and is optional. <i>TimeType</i> : Defines the unit of time and is optional. Example: 12 Hours, 24 Hours

Customer Information Elements	xCIL Elements (XML Tags)	Description
Pin code	Pin	This element is a sub element of “ContactNumber” element and is used to define the pin code for the contact number. This element can occur multiple times and is optional (0 or more). This element provides the following attribute: <i>Type</i> : Defines the type of pin and is optional. Example: Security Code.

8.7.1 Example

```

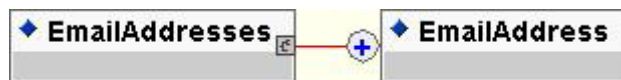
<ContactNumbers>
  <ContactNumber Type="Telephone"
    NumberType="Business Line"
    ContactNature="Business">
    <CountryCode>61</CountryCode>
    <AreaCode>243</AreaCode>
    <Number>448-5152</Number>
    <ContactHours Start="9:00AM"
      End="12:30PM">
    </ContactHours>
    <ContactHours Start="2:00PM"
      End="04:30PM">
    </ContactHours>
  </ContactNumber>
  <ContactNumber Type="Fax" NumberType="Business Line">
    <CountryCode>61</CountryCode>
    <AreaCode>248</AreaCode>
    <Number>448-5150</Number>
  </ContactNumber>
</ContactNumbers>

```

8.8 EmailAddress Element

The EmailAddress element is used to define the email address in detail. This element is used by the following elements:

- OrganisationInfo, and
- PersonInfo



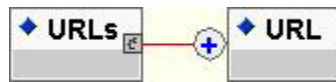
Customer Information Elements	xCIL Elements (XML Tags)	Description
Email address	EmailAddress	This element is a sub-element of EmailAddresses element and is used to define the e-mail address. This element can occur multiple times and must occur at least

Customer Information Elements	xCIL Elements (XML Tags)	Description
		once (1 or more) This element provides the following attribute: <i>Type</i> : Defines the type of email address and is optional. Example: Personal, Business, etc.

8.9 URL Element

The URL element is used to define the URL address in detail. This element is used by the following elements:

- OrganisationInfo, and
- PersonInfo

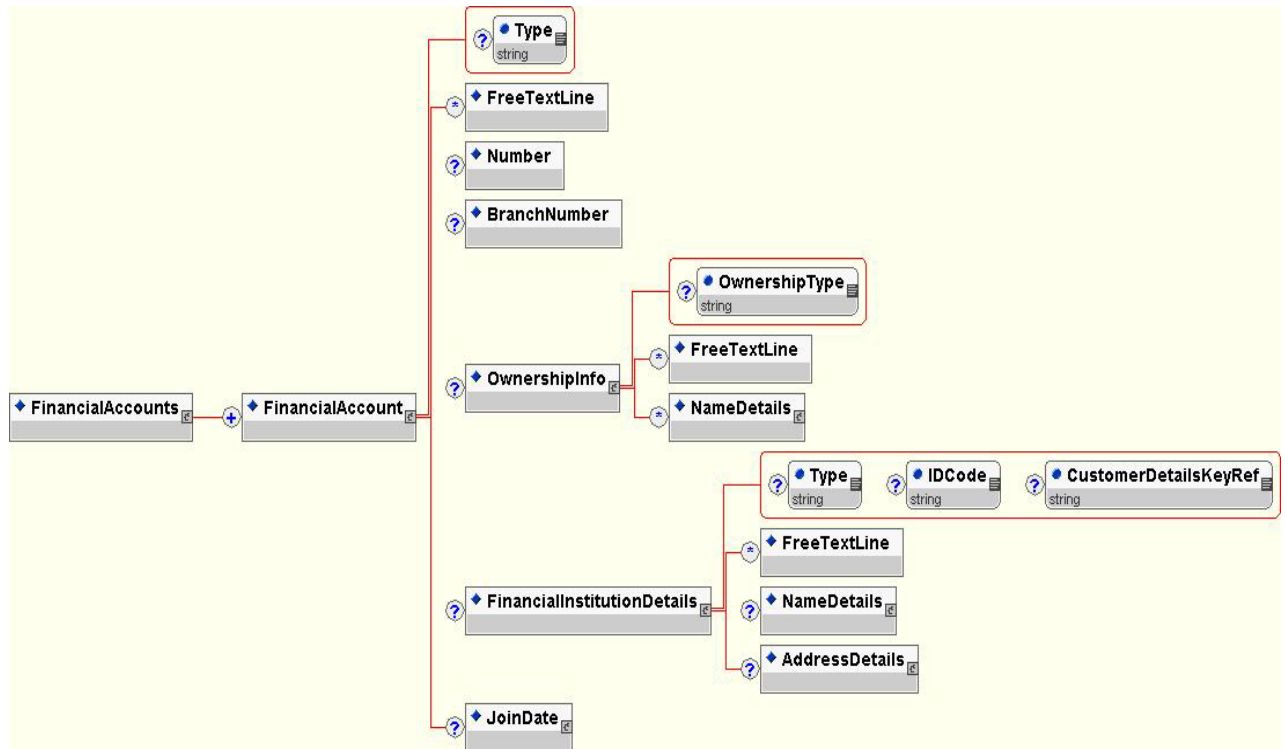


Customer Information Elements	xCIL Elements (XML Tags)	Description
URL address	URL	This element is a sub-element of URLs element and is used to define the URL address. This element can occur multiple times and must occur at least one (1 or more). This element provides the following attribute: <i>Title</i> : Defines the title of URL address and is optional.

8.10 FinancialAccount Element

The FinancialAccount element defines the account of a person or organisation in detail. This element is used by the following elements:

- OrganisationInfo, and
- PersonInfo



Customer Information Elements	xCIL Elements (XML Tags)	Description
Information about customer financial Account	FinancialAccount	This element is a container and is a sub-element of “FinancialAccounts” element. This element contains sub-elements to describe the financial account details of a customer. This element can occur multiple times and it must occur at least once (1 or more). This element provides the following attribute: <i>Type</i> : Defines the type of financial account and is optional. Example: Could be savings, cheque, home loan, etc.
Financial account data as a free format text	FreeTextLine	This element is used to define financial account details as a free formatted text line. This element can occur multiple times and is optional (0 or more). See section “FreeTextLine Element” for further details.
Account number	Number	This element is a sub-element of “FinancialAccounts” element that that is used to define the account number. This element can occur once and is optional (0 or 1). This element provides the following attribute: <i>Type</i> : Defines the type of account number and is optional.
Branch number	BranchNumber	This element is a sub-element of “FinancialAccounts” element that that is used to define the branch number. This element can occur once and is optional (0 or 1).

Customer Information Elements	xCIL Elements (XML Tags)	Description
		This element provides the following attribute: <i>Type</i> : Defines the type of branch number and is optional.
Account owner details	OwnershipInfo	This element is a sub-element of “FinancialAccounts” element that is used to define the ownership details for the account. This element can occur once and is optional (0 or 1) This element provides the following attribute: <i>OwnershipType</i> : Defines the type of ownership and is optional. Example: Joint, Individual, etc.
Financial institution that holds the account	FinancialInstitutionDetails	This element is a sub element of “FinancialAccounts” element to represent the details of the financial institution where the account is held. This element has sub-elements to represent the financial institution details. This element can occur once and is optional. This element provides the following attributes: <i>Type</i> : Defines the type of institution and is optional. Example: Bank, Credit Union, etc. <i>IDCode</i> : Defines the code for the financial institution and is optional. <i>CustomerDetailsKeyRef</i> : Defines the reference key to “CustomerDetails” element (foreign key) and is optional. See section “FinancialInstitutionDetails Element” for further details.
Date of forming the account.	JoinDate	See section “Date Elements” to know the syntax/grammar of this element. This element can occur once and is optional.

8.10.1 Example

Shantha Devi and Ram Kumar
Joint Cheque Account
Account Number: 1351980101
Branch: 402
Commonwealth Bank
123 Victoria Avenue
Chatswood, NSW 2067
Join Date: 11 January 2000

```
<xCIL>
  <CustomerDetails>
    <PersonInfo>
      <FinancialAccounts>
        <FinancialAccount Type="Cheque">
          <Number>1351980101</Number>
          <BranchNumber>402</BranchNumber>
          <OwnershipInfo OwnershipType="Joint Account">
            <NameDetails>
```

```

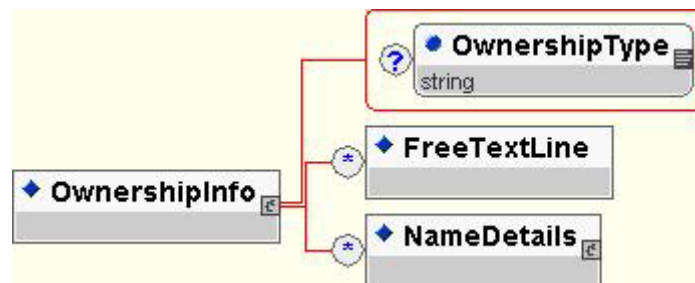
        <JointPersonName>
          <PersonName>
            <FirstName>Shantha</FirstName>
            <LastName>Devi</LastName>
          </PersonName>
          <PersonName>
            <FirstName>Ram</FirstName>
            <LastName>Kumar</LastName>
          </PersonName>
        </JointPersonName>
      </NameDetails>
    </OwnershipInfo>
  <FinancialInstitutionDetails>
    <NameDetails>
      <NameLine Type="Bank">Commonwealth Bank</NameLine>
    </NameDetails>
    <AddressDetails>
      <Address>
        123 Victoria Avenue
        Chatswood, NSW 2067
      </Address>
    </AddressDetails>
  </FinancialInstitutionDetails>
  <JoinDate>
    <Date>11 January 2000</Date>
  </JoinDate>
</FinancialAccount>
</FinancialAccounts>
</PersonInfo>
</CustomerDetails>
</xCIL>

```

8.11 OwnershipInfo Element

The OwnershipInfo element is used to define the ownership of financial accounts of a customer. This element is used by the following element:

- FinancialAccount



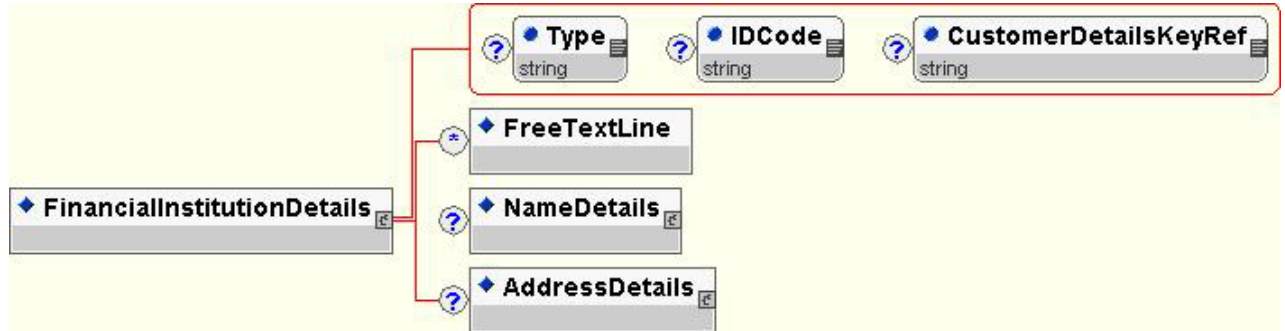
Customer Information Elements	xCIL Elements (XML Tags)	Description
Account owner details	OwnershipInfo	This element is a sub-element of “FinancialAccounts” element that that is used to define the ownership details for the account. This element can occur once and is

Customer Information Elements	xCIL Elements (XML Tags)	Description
		optional (0 or 1). This element provides the following attribute: <i>OwnershipType</i> : Defines the type of ownership and is optional. Example: Joint, Individual, etc.
Ownership details as a free format text	FreeTextLine	This element is used to define ownership details as a free formatted text line. This element can occur multiple times and is optional (0 or more). See section “FreeTextLine Element” for further details.
Name Details of the owner of the account	NameDetails	This element is a container and is a sub-element of xNL standard and is used to define ownership name details. This element can occur multiple times and is optional (0 or more). See “xNL Specifications” for further details about this element.

8.12 FinancialInstitutionDetails Element

The FinancialInstitutionDetails element is used to define the institution details that hold the financial accounts. This element is used by the following element:

- FinancialAccount

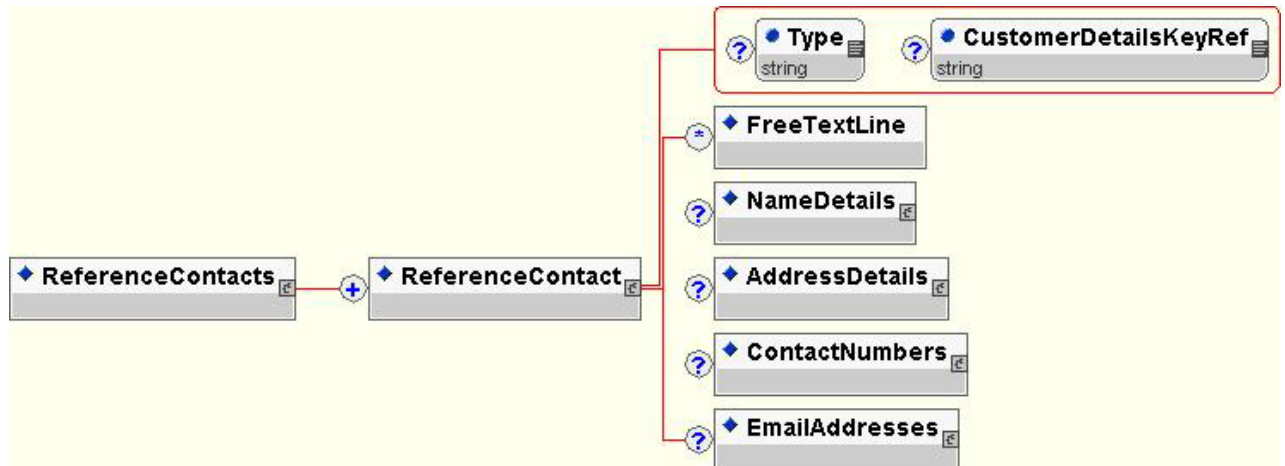


Customer Information Elements	xCIL Elements (XML Tags)	Description
Financial institution that holds the account	FinancialInstitutionDetails	This element is a sub element of “FinancialAccounts” element to represent the details of the financial institution where the account is held. This element has sub-elements to represent the financial institution details. Can occur once and is optional. This element provides the following attribute: <i>Type</i> : Defines the type of institution and is optional. Example: Bank, Credit Union, etc. <i>IDCode</i> : Defines the code for the financial institution and is optional. <i>CustomerDetailsKeyRef</i> : Defines the reference key to “CustomerDetails” element (foreign key) and is optional.
Institution details as a free format text	FreeTextLine	This element is used to define institution details as a free formatted text line. This element can occur multiple times and is optional (0 or more). See section “FreeTextLine Element” for further details.
Name Details of the institution	NameDetails	This element is a container and is a sub-element of xNL standard and is used to define name details of the institution. This element can occur once and is optional (0 or more). See “xNL Specifications” for further details about this element.
Address Details of the institution	AddressDetails	This element is a container and is a sub-element of xAL standard and is used to define address details of the institution. This element can occur once and is optional (0 or more). See “xAL Specifications” for further details about this element.

8.13 ReferenceContact Element

The ReferenceContact element is used to define the reference contacts of a customer. This element is used by the following elements:

- PersonInfo
- OrganisationInfo



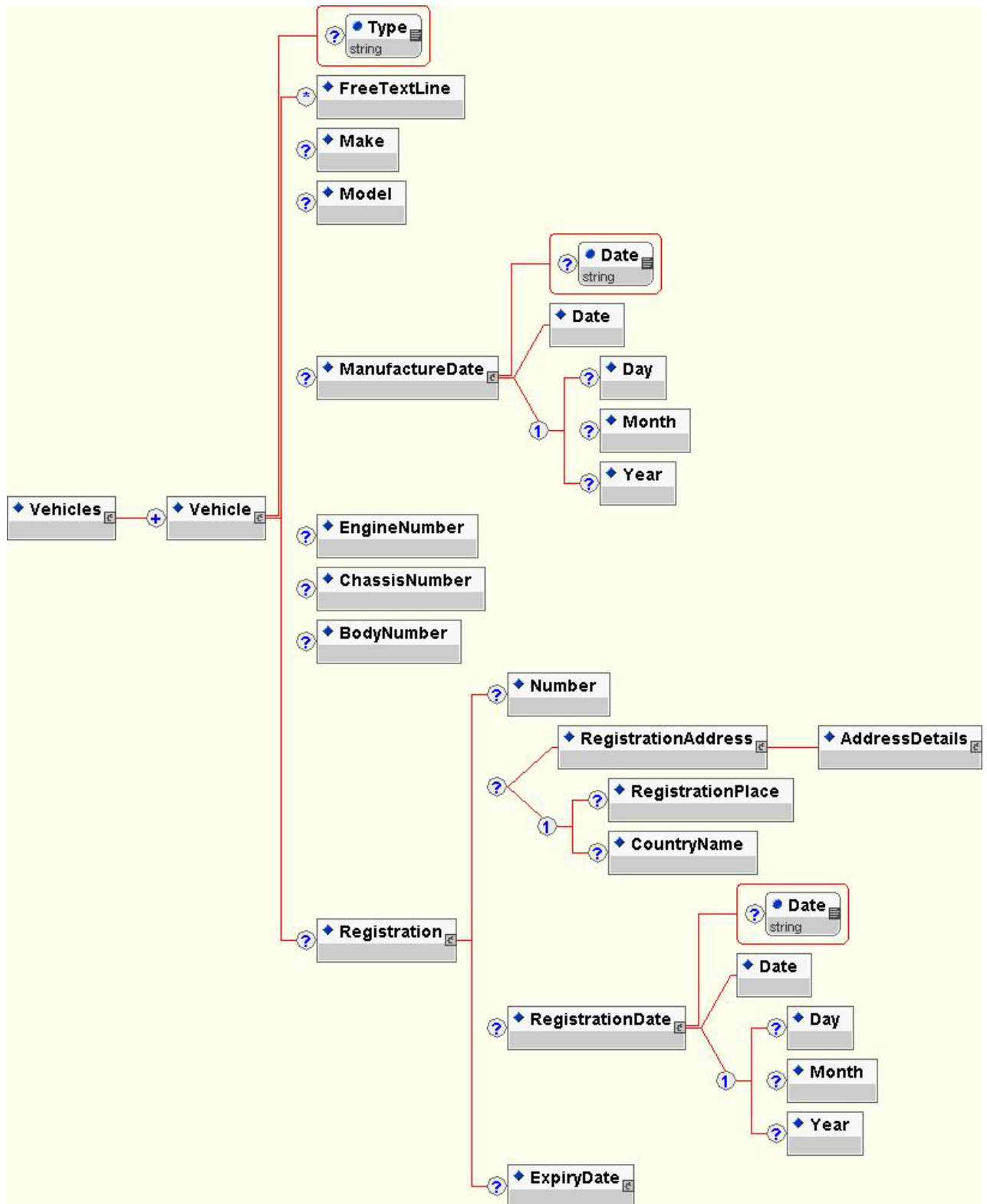
Customer Information Elements	xCIL Elements (XML Tags)	Description
Defines the Reference Contacts of a person/Organisation	ReferenceContacts	This element is a container and is a sub-element of "PersonInfo" element and can occur once and is optional. This element has sub-elements to define the reference contacts of a person.
Defines the reference contact of a person/organisation	ReferenceContact	This element is a container and is a sub-element of "ReferenceContact" element and can occur multiple times and must occur at least once (1 or more). This element has sub-elements and is used to define the reference contact of a person/organisation. This element provides the following attribute: <i>Type</i> : Defines the type of reference contact. Example: Could be personal reference check, credit reference check, etc. <i>CustomerDetailsKeyRef</i> : Defines a foreign key to reference attribute Key of "CustomerDetails" element. This attribute is optional.
Reference contact details as a free format text	FreeTextLine	This element is used to define reference contact details as a free formatted text line. This element can occur multiple times and is optional (0 or more). See section "FreeTextLine Element" for further details.
Name Details of the reference contact	NameDetails	This element is a container and is a sub-element of xNL standard and is used to define name details of the reference contact. This element can occur once and is

Customer Information Elements	xCIL Elements (XML Tags)	Description
		optional (0 or more). See “xNL Specifications” for further details about this element.
Address Details of the reference contact	AddressDetails	This element is a container and is a sub-element of xAL standard and is used to define address details of the reference contact. This element can occur once and is optional (0 or more). See “xAL Specifications” for further details about this element.
Defines the contact numbers of the reference contact.	ContactNumbers	This element is a container and can occur once and is optional. This element has sub-elements to define the contact numbers of the reference contacts. See “ContactNumber Element” section for further details. This element is a container and can occur once and is optional. This element has sub-elements to define the email addresses of a reference contact. See “EmailAddress Element” section for further details.
Defines the e-mail addresses of a reference contact	EmailAddresses	

8.14 Vehicle Details

The Vehicle element defines the vehicle information of a customer in detail. This element is used by:

- PersonInfo element, and
- OrganisationInfo element



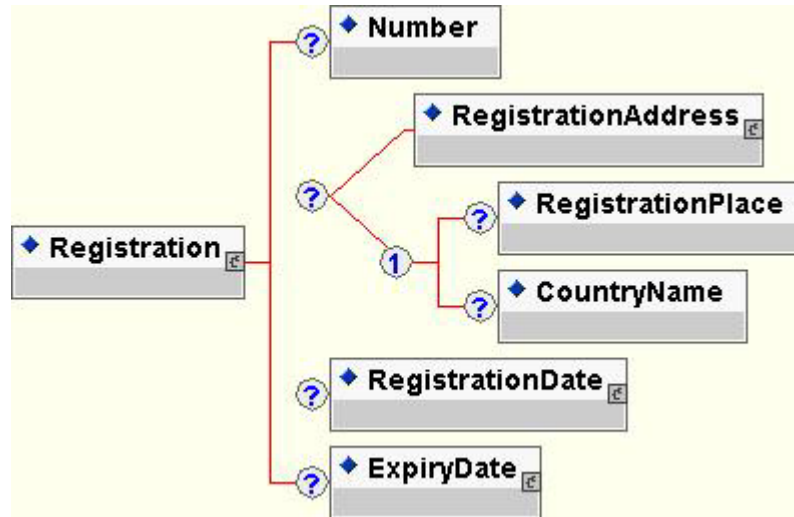
Customer Information Elements	xCIL Elements (XML Tags)	Description
Vehicles of a customer	Vehicles	This element is a container and can occur once and is optional. This element has sub-elements to define the vehicles details of a customer.
Vehicle details as a free format text	FreeTextLine	This element is used to define vehicle details as a free formatted text line. This element can occur multiple times and is optional (0 or more). See section “FreeTextLine Element” for further details.
Vehicle details of a customer	Vehicle	This element is a container and is a sub-element of “Vehicles” element to define the vehicle details of a customer. This element can occur multiple times but must occur at least once (1 or more). A customer can have more than one vehicle. This element provides the following attribute: <i>Type</i> : Defines the type of vehicle and is optional. Example: Truck, Jeep, Car, motorbike, Boat, etc
Make of the vehicle	Make	This element is a sub-element of “Vehicle” element. This element is used to define the make of the vehicle. This element can occur once and is optional (0 or 1). Example: Toyota, Mitsubishi, etc.
Model of the vehicle	Model	This element is a sub-element of “Vehicle” element and is used to define the model of the vehicle. This element can occur once and is optional (0 or 1). Example: LandCruiser. This element provides the following attribute: <i>Type</i> : Defines the type of vehicle and is optional. Example: sedan/station Wagon, soft top/hard top, etc.
Manufacture date of the vehicle	ManufactureDate	This element is a container and is a sub-element of “Vehicle” Element and is used to define the date of manufacture of the vehicle. This element can occur once and is optional. See section “Date Element” for more information about the syntax/grammar.
Engine number	EngineNumber	This element is a sub-element of “Vehicle” element and is used to define the number of the engine. This element can occur once and is optional (0 or 1).
Chassis number	ChassisNumber	This element is a sub-element of “Vehicle” element and is used to define the chassis number of the vehicle. This element can occur once and is optional.
Body number	BodyNumber	This element is a sub-element of “Vehicle” element and is used to define the body number of the vehicle. This element can occur once and is optional (0 or 1).
Registration Details	Registration	This element is a container and is a sub-element of “Vehicle” element and is used to define the registration details of the vehicle. This element has sub-elements to define the registration details. This element can occur once and is optional (0 or 1). See section “Registration

Customer Information Elements	xCIL Elements (XML Tags)	Description
		Element” for further details.

8.15 Registration Element

The Registration element defines the registration details of a vehicle. This element is used by:

- OrganisationInfo element, and
- PersonInfo element

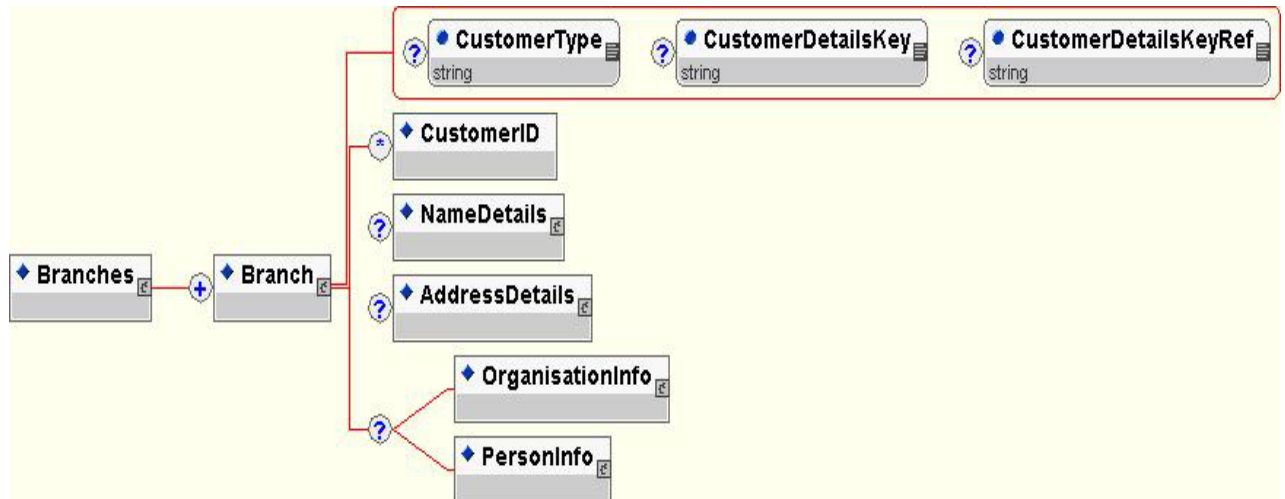


Customer Information Elements	xCIL Elements (XML Tags)	Description
Registration Details	Registration	This element is a container and is a sub-element of “Vehicle” element and is used to define the registration details of the vehicle. This element has sub-elements to define the registration details. This element can occur once and is optional (0 or 1).
Registration Number	Number	This element is a sub-element of “Registration” element and is used to define the registration number of the vehicle. This element can occur once and is optional. This element provides the following attribute: <i>Type</i> : Defines the type of registration number and is optional.
Address of registration	RegistrationAddress	This element is a container and is a sub-element of “Registration” Element and used to define the address of registration. This element has sub-elements to define the address and uses “AddressDetails” element of xAL. This element can occur once and is optional. See “xAL Specifications” for further details about “AddressDEtails” element.

Customer Information Elements	xCIL Elements (XML Tags)	Description
Place of registration	RegistrationPlace	This element is a sub-element of “Registration” element and is used to define the place of registration of the vehicle. This element can occur once and is optional. Do not use country name here. Use places like city, state, town, etc. This element provides the following attribute: <i>Type</i> : Defines the type of place and is optional. Example: City, Town, etc.
Country of Registration	CountryName	This element is a sub-element of “Registration” element and is used to define the country of registration of the vehicle. This element can occur once and is optional. This element is from xAL and see “xAL Specifications” document for further details.
Expiry Date of registration	ExpiryDate	This element is a container and is a sub-element of “Registration” Element and used to define the date of registration expiry. This element can occur once and is optional. See section “Date Element” for more information about the syntax/grammar.

8.16 Branch Element

The Branch element defines the branches of an organisation in detail. This element is used by
- OrganisationInfo element



Customer Information Elements	xCIL Elements (XML Tags)	Description
Defines the branches of an organisation	Branches	This element is a container and is a sub-element of “OrganisationInfo” element and can occur once and is optional. This element has sub-elements to define the branches of an organisation.

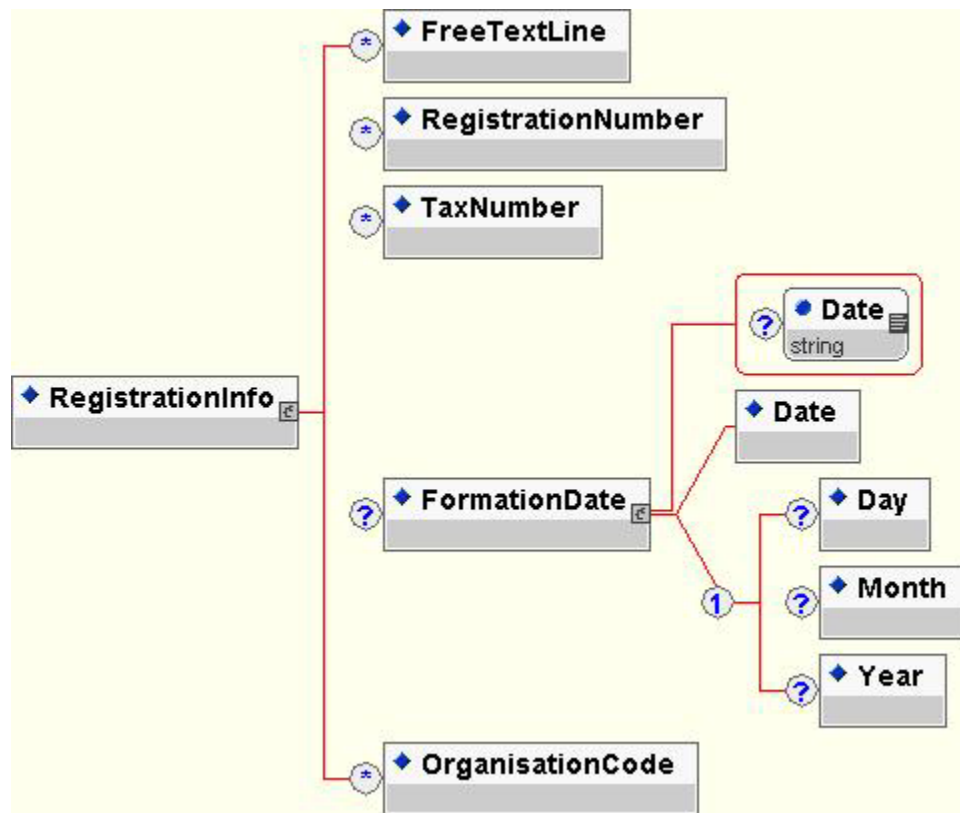
Customer Information Elements	xCIL Elements (XML Tags)	Description
Defines the branch of an organisation	Branch	<p>This element is a container and is a sub-element of “OrganisationInfo” element and can occur multiple times and must occur at least once (1 or more). This element has sub-elements to define the branch details of an organisation. This element provides the following attributes:</p> <p><i>CustomerDetailsKey</i>: Defines the primary key and is optional. Key identifier for the element for not reinforced references from other elements. Not required to be unique for the document to be valid, but application may get confused if not unique. Extend this schema adding unique constraint if needed.</p> <p><i>CustomerDetailsKeyRef</i>: A foreign key to reference attribute Key of “CustomerDetails” element. This attribute is optional.</p>
Branch Identification	CustomerID	<p>This element is the sub-element of “Branch” element. This element can occur multiple times and it is optional. This element defines unique ID for a branch (some corporate databases do have unique customer Ids). This element provides the following attribute:</p> <p><i>Type</i>: To define the type of customer ID</p> <p>Example: Unique record number, a unique number for a customer, etc.</p>
Branch Name	NameDetails	<p>This element is a container and is a sub-element of element “Branch”. This element can occur once and is optional. This element defines the name of the branch in detail. This element is part of xNL vocabulary. Refer to the “xNL Specifications Document” for further details about xNL.</p>
Branch Address	AddressDetails	<p>This element is a container and is a sub-element of element “Branch”. This element can occur once and is optional. This element defines the address of the branch in detail This element is part of xAL vocabulary. Refer to the “xAL Specifications Document” for further details about xAL.</p>
Information about the Branch	OrganisationInfo	<p>This element is a container and is a sub-element of element “Branch”. This element can occur once and is optional. This element has sub-elements that define customer centric data (other than name and address) about the branch in detail. See section “OrganisationInfo Element” for further details about this container.</p>
Information about Person associated with the branch	PersonInfo	<p>This element is a container and is the sub-element of element “Branch”. This element can occur once and is optional. This element has sub-elements that define customer centric data (other than name and address) about the person in detail. For example, contact person</p>

Customer Information Elements	xCIL Elements (XML Tags)	Description
		for the branch, Manager for the branch, etc. See section “PersonInfo Element” for further details about this container.

8.17 RegistrationInfo Element

The RegistrationInfo element defines the registration details of an organisation in detail. This element is used by:

- OrganisationInfo element



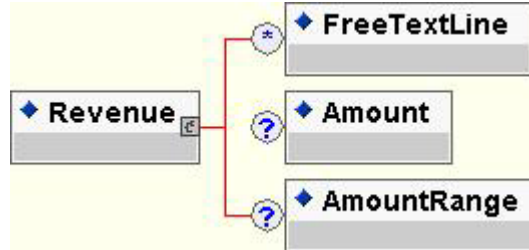
Customer Information Elements	xCIL Elements (XML Tags)	Description
Defines the Registration details of an organisation	RegistrationInfo	This element is a container and is a sub-element of “OrganisationInfo” element and can occur once and is optional. This element has sub-elements to define the registration details of an organisation.
Registration details of an organisation as a free format text	FreeTextLine	This element is used to define registration details of an organisation as a free formatted text line. This element can occur multiple times and is optional (0 or more). See

Customer Information Elements	xCIL Elements (XML Tags)	Description
		section “FreeTextLine Element” for further details.
Registration Number	RegistrationNumber	This element is a sub-element of “RegistrationInfo” element and is used to define the registration number of the organisation. This element can occur multiple times and is optional (0 or more). This element provides the following attribute: <i>Type</i> : Defines the type of registration number and is optional.
Tax number of the organisation	TaxNumber	This element is used to define the tax number of an organisation and it can occur multiple times and is optional. This element provides the following attribute: <i>Type</i> : Defines the type of tax number. Example: ACN, ABN as in Australia
Formation date of the organisation	FormationDate	This element is a container and is a sub-element of “RegistrationInfo” Element and used to define the date of formation of the organisation. This element can occur once and is optional. See section “Date Element” for more information about the syntax/grammar.
Code for the organisation	OrganisationCode	This element is a sub-element of “RegistrationInfo” element and is used to define the code assigned to the organisation and it can occur multiple times and is optional. This element provides the following attributes: <i>Type</i> : Defines the type of code and is optional. Example: statistical, taxation, industry, internal, etc. <i>AssignedBy</i> : Defines the industry/group that assigns the code and is optional. Example: Australian Industry Association

8.18 Revenue Element

The Revenue Element defines the revenue of an organisation in detail. This element is used by:

- OrganisationInfo element

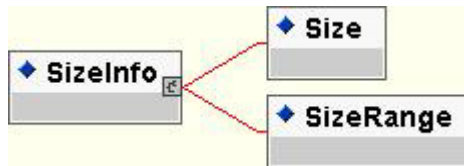


Customer Information Elements	xCIL Elements (XML Tags)	Description
Defines the Revenue details of an organisation	Revenue	This element is a container and is a sub-element of “OrganisationInfo” element and can occur once and is optional. This element has sub-elements to define the revenue details of an organisation.
Revenue details of an organisation as a free format text	FreeTextLine	This element is used to define the revenue details of an organisation as a free formatted text line. This element can occur multiple times and is optional (0 or more). See section “FreeTextLine Element” for further details.
Amount	Amount	This is the sub-element of element “Revenue”. This element can occur once and is optional (0 or 1). This element defines the revenue of the organisation as an exact figure. This element provides the following attributes: <i>CurrencyType</i> : Defines the currency name or symbol and is optional. Example: Dollar, \$, Rupees, Rs., etc <i>FinancialYear</i> : Defines the financial year and is optional. Example: 1999, 1999-2000, etc. <i>Period</i> : Defines the period in the financial year and is optional. Example: Quarter 1, Spring Quarter, January to March, July-Sept., etc <i>PeriodUnits</i> : Defines the units to measure the Period and is optional. Example: 374 Days, 32 Months, 2 Years, etc. <i>Type</i> : Defines the type of amount and is optional. Example: Total earning, profit, loss, turnover, etc.
Amount Range	AmountRange	This is the sub-element of element “Revenue”. This element can occur once and is optional (0 or 1). This element defines the revenue of the organisation as an amount range. This element provides the following attributes: <i>CurrencyType</i> : Defines the currency name or symbol and is optional. Example: Dollar, \$, Rupees, Rs., etc <i>FinancialYear</i> : Defines the financial year and is optional. Example: 1999, 1999-2000, etc. <i>Period</i> : Defines the period in the financial year and is optional. Example: Quarter 1, Spring Quarter, January to March, July-Sept., etc <i>PeriodUnits</i> : Defines the units to measure the Period and is optional.

Customer Information Elements	xCIL Elements (XML Tags)	Description
		Example: 374 Days, 32 Months, 2 Years, etc. <i>Type</i> : Defines the type of amount and is optional. Example: Total earning, profit, loss, turnover, etc.

8.19 SizeInfo Element

The SizeInfo element defines the size of an organisation in detail. This element is used by:
- OrganisationInfo element

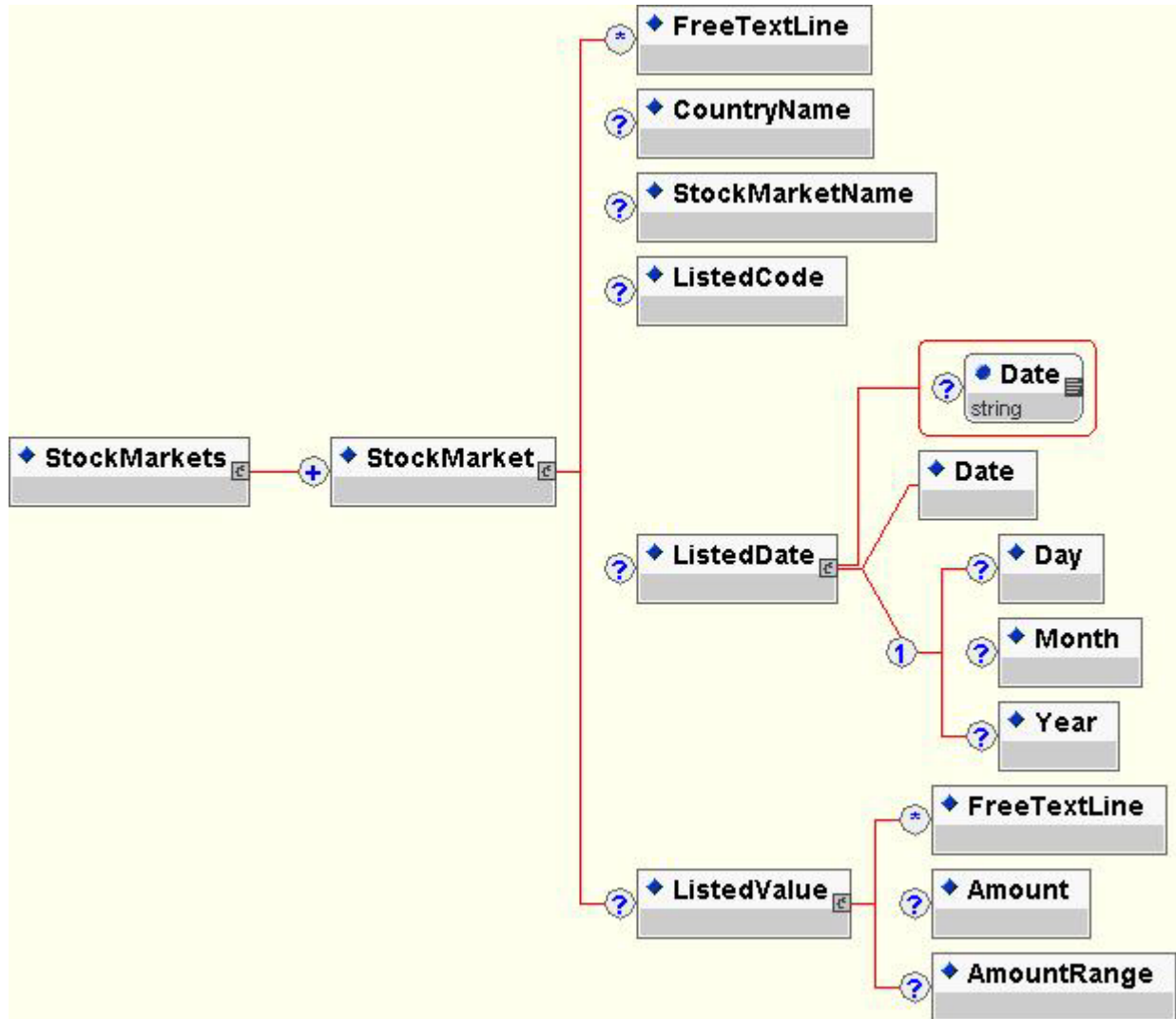


Customer Information Elements	xCIL Elements (XML Tags)	Description
Defines the size of the organisation	SizeInfo	This element is a container and is a sub-element of “OrganisationInfo” element and can occur once and is optional. This element has sub-elements to define the size details of an organisation.
Size of the organisation	Size	This element is the sub-element of element “SizeInfo” element. This element can occur once and is mandatory. This element defines the exact size of the organisation. This element provides the following attribute: <i>Units</i> : Defines the unit of measurement and is optional.
Size range of the organisation	SizeRange	This element is the sub-element of element “SizeInfo” element. This element can occur once and is mandatory. This element defines the size range of the organisation. This element provides the following attribute: <i>Units</i> : Defines the unit of measurement and is optional.

8.20 StockMarket Element

The StockMarket element defines the stock market details of an organisation. This element is used by:

- OrganisationInfo element



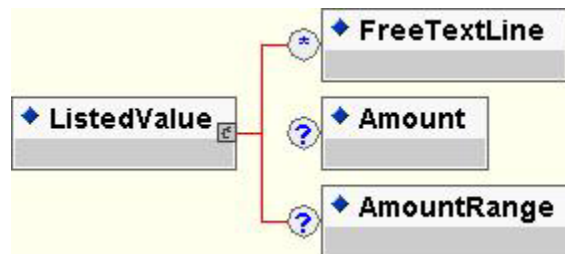
Customer Information Elements	xCIL Elements (XML Tags)	Description
Defines the stock markets details of an organisation	StockMarkets	This element is a container and is a sub-element of “OrganisationInfo” element and can occur once and is optional. This element has sub-elements to define the stock market details of an organisation.
Defines a stock market details of an organisation	StockMarket	This element is a container and is a sub-element of “StockMarkets” element and can occur once and is optional. This element has sub-elements to define stock market details of an organisation.
Stock market details of an organisation as	FreeTextLine	This element is used to define the stock market details of an organisation as a free formatted text line. This element can occur multiple times and is optional

Customer Information Elements	xCIL Elements (XML Tags)	Description
a free format text		(0 or more). See section “FreeTextLine Element” for further details.
Name of the country where the stock is floated	CountryName	This element is used to define the country name where the stock is floated. This element can occur once and is optional (0 or 1). This element is from xAL standard. See “xAL Specifications” for more details.
Name of the stock market	StockMarketName	This element is the sub-element of element “StockMarket” element. This element can occur once and is optional. This element defines the name of the stock market Example: NASDAQ, Singapore Stock Exchange, etc. This element provides the following attribute: <i>Type</i> : Defines the type of stock market name and is optional. Example: Abbreviation
Stock code	ListedCode	This element is the sub-element of element “StockMarket” element. This element can occur once and is optional. This element defines the listed code for the organisation in the stock market This element provides the following attribute: <i>Type</i> : Defines the type of listed code and is optional.
Date of listing on the stock market	ListedDate	This element is a container and is a sub-element of “StockMarket” Element and used to define the date of listing of the stock of the organisation on the stock market. Can occur once and is optional. See section “Date Element” for more information about the syntax/grammar.
Defines the listed value details of the stock	ListedValue	This element is a container and is a sub-element of “StockMarket” element and can occur once and is optional. This element has sub-elements to define the listed value details of an organisation. See section “ListedValue Element” for further details.

8.21 ListedValue Element

The ListedValue element is used to define the stock value listed in the stock market by an organisation. This element is used by:

- OrganisationInfo element



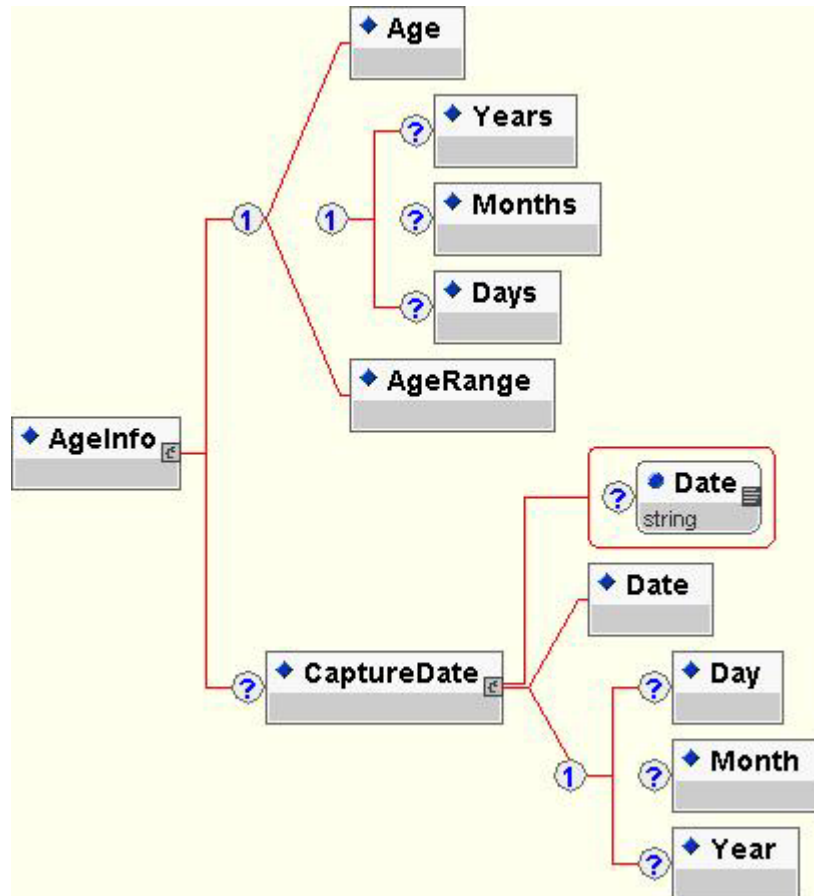
Customer Information Elements	xCIL Elements (XML Tags)	Description
Defines the listed value details of the stock	ListedValue	This element is a container and is a sub-element of “StockMarket” element and can occur once and is optional. This element has sub-elements to define the listed value details of an organisation.
Stock value listing	FreeTextLine	This element is used to define the stock value details of an organisation as a

Customer Information Elements	xCIL Elements (XML Tags)	Description
details of an organisation as a free format text		free formatted text line. This element can occur multiple times and is optional (0 or more). See section “FreeTextLine Element” for further details.
Amount	Amount	<p>This is the sub-element of element “ListedValue”. This element can occur once and is optional (0 or 1). This element defines the stock value listed as an exact figure. This element provides the following attributes:</p> <p><i>CurrencyType</i>: Defines the currency name or symbol and is optional. Example: Dollar, \$, Rupees, Rs., etc</p> <p><i>FinancialYear</i>: Defines the financial year and is optional. Example: 1999, 1999-2000, etc.</p> <p><i>Period</i>: Defines the period in the financial year and is optional. Example: Quarter 1, Spring Quarter, January to March, July-Sept., etc</p> <p><i>PeriodUnits</i>: Defines the units to measure the Period and is optional. Example: 374 Days, 32 Months, 2 Years, etc.</p> <p><i>Type</i>: Defines the type of amount and is optional.</p>

8.22 AgeInfo Element

The AgeInfo element is used to define the age of the customer in detail. This element is used by:

- PersonInfo element



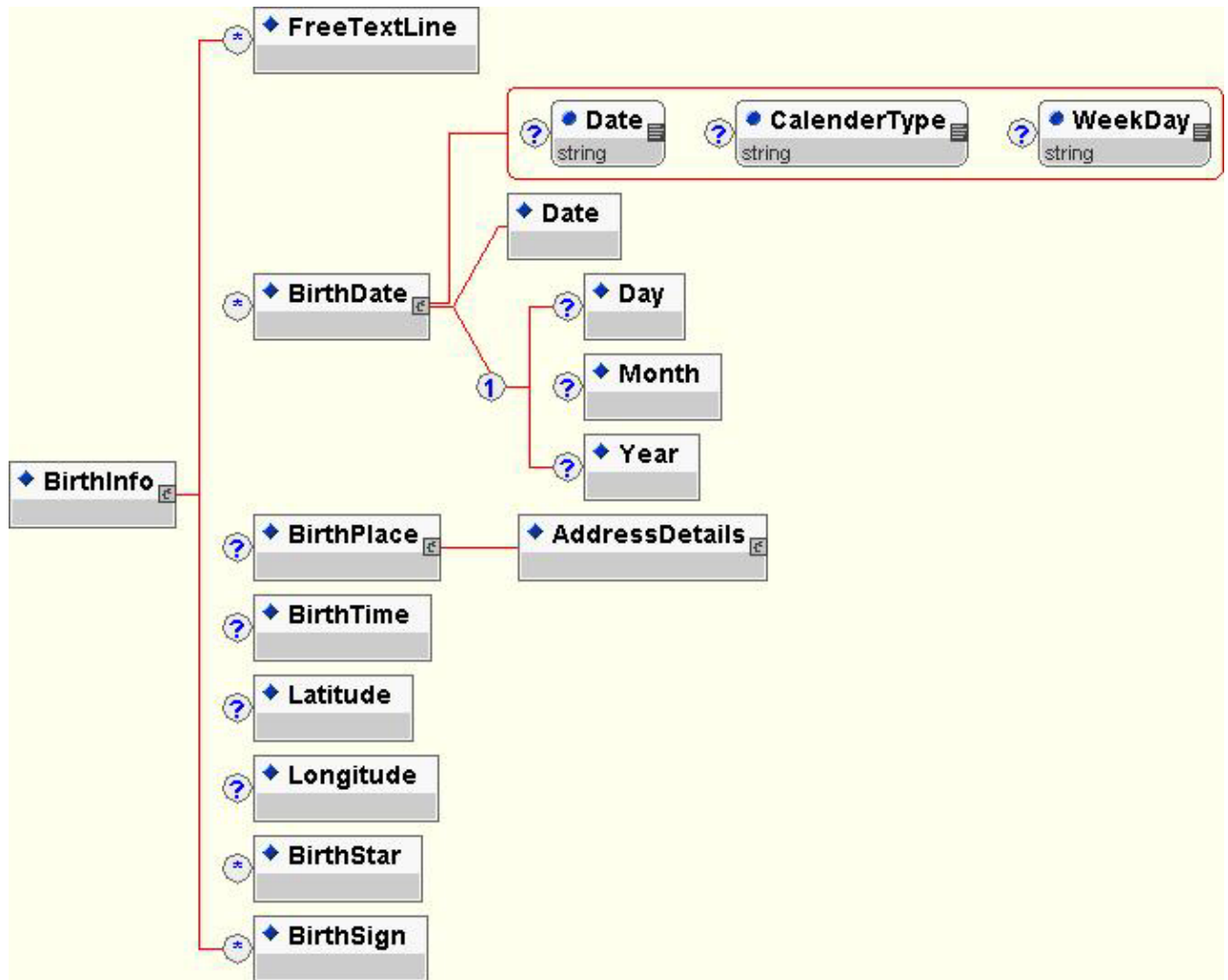
Customer Information Elements	xCIL Elements (XML Tags)	Description
Defines the age details of a person	AgeInfo	This element is a container and is a sub-element of "PersonInfo" element and can occur once and is optional. This element has sub-elements to define the age details of a person. See "Age Element" section for further details.
Age of the person	Age	This element is a sub-element of "AgeInfo" element and is used to define the Age of the person. This element an occur once and is mandatory. This element provides the following attribute: <i>Unit</i> : Defines the measure of age and is optional.

Customer Information Elements	xCIL Elements (XML Tags)	Description
		Example: days, years, months, etc. 33 years, 5 months and 12 days
Years	Years	This element is a sub-element of “AgeInfo” element and is used to define the number of years in the age of the person. This element can occur once and is mandatory.
Months	Months	This element is a sub-element of “AgeInfo” element and is used to define the number of months in the age of the person. This element can occur once and is mandatory.
Days	Days	This element is a sub-element of “AgeInfo” element and is used to define the number of days in the age of the person. This element can occur once and is mandatory.
Age Range	AgeRange	This element is a sub-element of “AgeInfo” element and is used to define the age in range. This element can occur once and is mandatory. This element provides the following attribute: <i>Unit</i> : Defines the measure of age range and is optional.
Age capture date	CaptureDate	This element is a container and is a sub-element of “AgeInfo” Element and used to define the date of capture of the age of the person. This element can occur once and is optional. See section “Date Element” for more information about the syntax/grammar.

8.23 BirthInfo Element

The BirthInfo element defines the birth details about the Customer ‘Person’. This element is used by:

- PersonInfo element



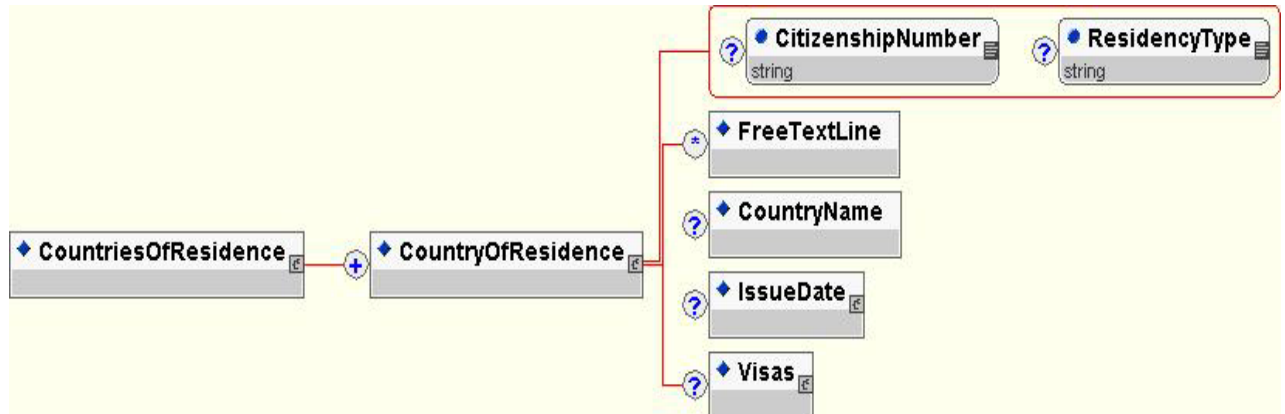
Customer Information Elements	xCIL Elements (XML Tags)	Description
Defines the birth details of a person	BirthInfo	This element is a container and is a sub-element of “PersonInfo” element and can occur once and is optional. This element has sub-elements to define the birth details of a person.
Birth details of a person as a free format text	FreeTextLine	This element is used to define the birth details of a person as a free formatted text line. This element can occur multiple times and is optional (0 or more). See

Customer Information Elements	xCIL Elements (XML Tags)	Description
		section “FreeTextLine Element” for further details.
Birth date details	BirthDate	This element is a container and is a sub-element of “BirthInfo” Element and used to define the date of birth of the person. This element can occur once and is optional. See section “Date Element” for more information about the syntax/grammar. This element provides the following attribute: <i>CalendarType</i> : Defines the type of calendar and is optional. For example, Chinese Calendar, Tamil Calendar, English Calendar, etc. <i>WeekDay</i> : Defines the weekday and is optional. Example: Monday
Place of birth	BirthPlace	This element is a sub-element of “BirthInfo” element and can occur once and is optional. This element defines the place of birth. This element uses “AddressDetails” element of xAL to define the place of birth. See section “xAL Specifications” for further details.
Time of Birth	BirthTime	This element is a sub-element of “BirthInfo” element and can occur once and is optional. This element defines the time of birth. This element provides the following attribute: <i>BirthTime</i> : Defines the time of birth and is optional.
Latitude – Place of birth	Latitude	This element is a sub-element of “BirthInfo” element and can occur once and is optional. This element defines the latitude of the place of birth of customer “Person”. Some communities who believe in astrology to do astrological calculations use this element.
Longitude – place of birth	Longitude	This element is a sub-element of “BirthInfo” element and can occur once and is optional. This element defines the longitude of the place of birth of customer “Person”. Some communities who believe in astrology to do astrological calculations use this element.
Star of Birth	BirthStar	This element is a sub-element of “BirthInfo” element and can occur once and is optional. This element defines the star of birth of the customer “Person”. This element provides the following attribute: <i>Type</i> : Defines the type of star and is optional. Defines type of the calendar or the system to figure out the birth star name. Example: Chinese/Tamil Calendar.
Sign of Birth	BirthSign	This element is a sub-element of “BirthInfo” element and can occur once and is optional. This element defines the sign of birth of the customer “Person”. This element provides the following attribute: <i>Type</i> : Defines the type of star and is optional. Defines type of the calendar or the system to figure out the birth star name. Example: Chinese/Tamil Calendar.

8.24 CountriesOfResidence Element

The CountriesOfResidence element is used to define the countries the person is a resident/citizen of. This element is used by:

- PersonInfo element

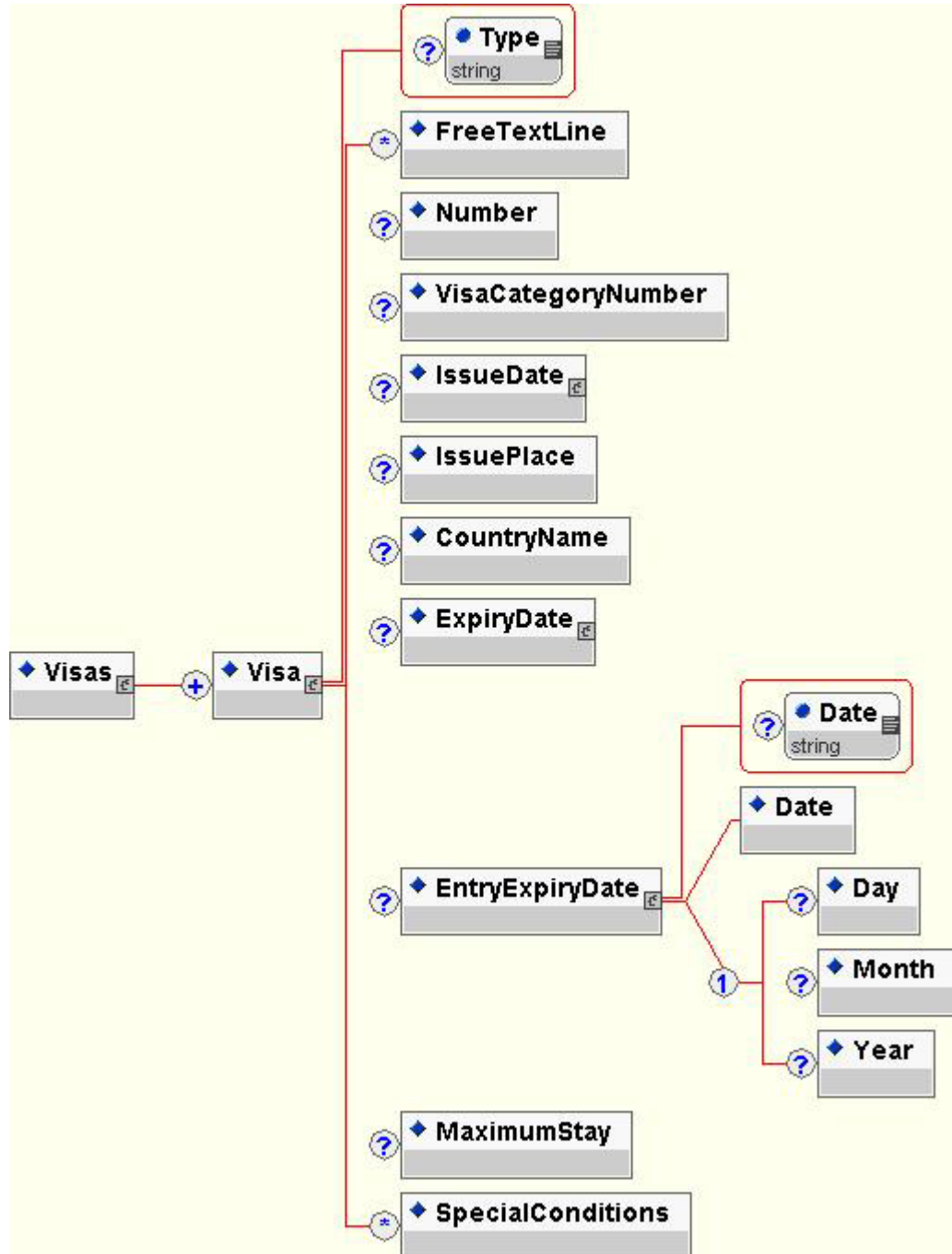


Customer Information Elements	xCIL Elements (XML Tags)	Description
Defines the countries of residence of a person	CountriesOfResidence	This element is a container and is a sub-element of “PersonInfo” element and can occur once and is optional. This element has sub-elements to define the countries of residence of a person.
Defines the country of residence of a person	CountryOfResidence	This element is a container and is a sub-element of “CountriesOfResidence” element and can occur multiple times and must occur at least once (1 or more). This element has sub-elements to define the country of residence of a person. This element provides the following attributes: <i>CitizenshipNumber</i> : Defines the citizenship number and is optional. Some countries provide citizenship certificates. <i>ResidencyType</i> : Defines the type of residency and is optional. Example: Work, permanent resident, temporary resident, citizen, refugee, etc.
Residency details of a person	FreeTextLine	This element is used to define the residency details of a person as a free formatted text line. This element can occur multiple times and is optional (0 or more). See section “FreeTextLine Element” for further details.
Name of country of residency	CountryName	This element is a sub-element of “CountryOfResidence” element and can occur once and is optional (0 or 1). This element defines the name of the country and this element is a sub-element of “xAL” standard. Refer “xAL Specifications” for further details.
Date of issue of	IssueDate	This element is a container and is a sub-element of

Customer Information Elements	xCIL Elements (XML Tags)	Description
residency		“CountryOfResidence” Element and used to define the date of issue of the residency of the person. This element an occur once and is optional. See section “Date Element” for more information about the syntax/grammar.
Visas of the person	Visas	This element is a container and is a sub-element of “CountryOfResidence” element. This element can occur once and is optional. This element defines the visas of the person and has sub-elements to define the details. See section “Visa Element” for further details.

8.25 Visa Element

The Visa element defines the information about visas held by a customer in detail.



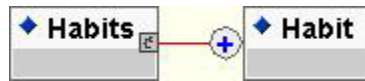
Customer Information Elements	xCIL Elements (XML Tags)	Description
Visas of the person	Visas	This element is a container and is a sub-element of “CountryOfResidence” element. This element can occur once and is optional. This element defines the visas of the person and has sub-elements to define the details. See section “Visa Element” for further details.
Visa of a person	Visa	This element is a container and is a sub-element of “Visa” Element and used to define the visa details of a customer. This element can occur multiple times and must occur at least once (1 or more). This element provides the following attribute: <i>Type</i> : Defines the type of VISA and is optional. Example: Worker's Visa, Visitor's visa, Permanent Residency Visa, etc.
Visa details of a person	FreeTextLine	This element is used to define the visa details of a person as a free formatted text line. This element can occur multiple times and is optional (0 or more). See section “FreeTextLine Element” for further details.
Visa Number	Number	This element is a sub-element of “Visa” Element and is used to define the number of the visa. This element can occur once and is optional. This element provides the following attribute: <i>Type</i> : Defines the type of visa number and is optional.
Visa category number	VisaCategoryNumber	This element is a sub-element of “Visa” Element and is used to define the category number of the visa. This element can occur once and is optional.
Date of issue of visa	IssueDate	This element is a container and is a sub-element of “Visa” Element and used to define the date of issue of visa of the person. This element can occur once and is optional. See section “Date Element” for more information about the syntax/grammar.
Place of Issue of visa	IssuePlace	This element is a sub-element of “Visa” Element and used to define the issue place the visa. This element can occur once and is optional. This element provides the following attribute: <i>Type</i> : Defines the type of issue place and is optional. Example: City, embassy, state, high commission, etc.
Name of country issuing the visa	CountryName	This element is a sub-element of “Visa” element and can occur once and is optional (0 or 1). This element defines the name of the country that issued the visa and this element is a sub-element of “xAL” standard. Refer “xAL Specifications” for further details.
Date of expiry of visa	ExpiryDate	This element is a container and is a sub-element of “Visa” Element and used to define the date of expiry of visa. This element can occur once and is optional. See section “Date Element” for more information about the syntax/grammar.

Customer Information Elements	xCIL Elements (XML Tags)	Description
Date of expiry of visa for entering the country	EntryExpiryDate	This element is a container and is a sub-element of “Visa” Element and used to define the date of expiry of visa for a person entering the country. This element can occur once and is optional. See section “Date Element” for more information about the syntax/grammar. Once the visa is issued, the customer can enter the country before a certain date. If not, the visa cannot be used.
Allowed maximum stay in a country	MaximumStay	This element is a sub-element of “Visa” element and is used to define the maximum allowable stay for a person in a country as per the visa. This element can occur once and is optional. This element provides the following attribute: <i>Units</i> : Defines the unit of measure and is optional. Example: hours, days, weeks, months, years, etc.
Special conditions in the visa	SpecialConditions	This element is a sub-element of “Visa” element and is used to define the special conditions associated with the visa. This element can occur multiple times and is optional (0 or more). Example: No more than 20 hours of work allowed, Work not permitted, etc. This element provides the following attribute: <i>Type</i> : Defines the type of condition. Example: Work restriction

8.26 Habit Element

The Habit element defines the habits of a person. This element is used by:

- PersonInfo element

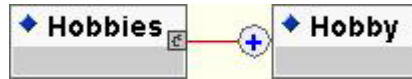


Customer Information Elements	xCIL Elements (XML Tags)	Description
Defines the habits of a person	Habits	This element is a container and is a sub-element of “PersonInfo” element and can occur once and is optional. This element has sub-elements to define the habits of a person.
Defines a habit of a person	Habit	This element is a sub-element of “Habits” Element and used to define a habit of a customer. This element can occur multiple times and must occur at least once (1 or more). Example: Personal habits of the customer such as smoking, drinking, etc. This element provides the following attribute: <i>Type</i> : Defines the type of habit and is optional.

8.27 Hobby Element

The Hobby element defines the hobbies of a person. This element is used by:

- PersonInfo element



Customer Information Elements	xCIL Elements (XML Tags)	Description
Defines the hobbies of a person	Hobbies	This element is a container and is a sub-element of “PersonInfo” element and can occur once and is optional. This element has sub-elements to define the hobbies of a person.
Defines a hobby of a person	Hobby	This element is a sub-element of “Habits” Element and used to define a hobby of a customer. This element can occur multiple times and must occur at least once (1 or more). Example: craft, sport, recreational activity, etc. This element provides the following attribute: <i>Type</i> : Defines the type of hobby and is optional.

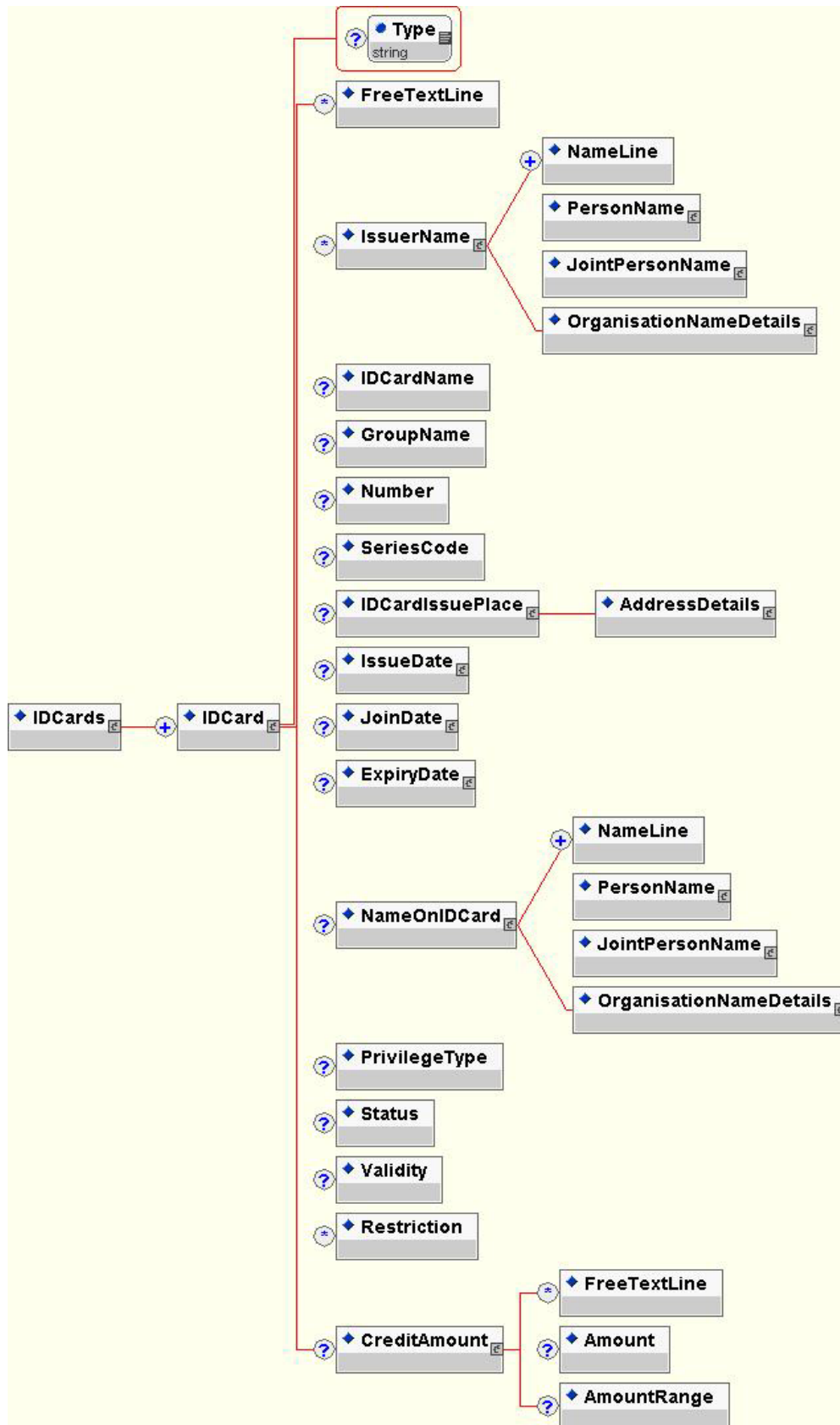
8.28 IDCard Element

The IDCard element helps to define the ID Card details of a Customer “Person. ID Cards could be:

- Driver’s License
- Credit Card
- Loyalty Card
- Rewards Card
- Healthcare Card, etc.

This element is used by:

- PersonInfo element



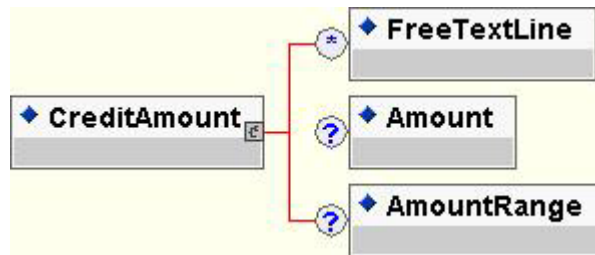
Customer Information Elements	xCIL Elements (XML Tags)	Description
Defines the Identification cards of a person	IDCards	This element is a container and is a sub-element of “PersonInfo” element and can occur once and is optional. This element has sub-elements to define the Identification Cards of a person.
Identification card details	IDCard	This element is container and is a sub-element of “IDCards” element to define the Identification Card details of a person. This element can occur multiple times but must occur at least once (1 or more). This element has sub-elements to define the ID card details. A person can have more than one ID Card. This element provides the following attribute: <i>Type</i> : Defines the type of ID Card and is optional. Example: Credit card, License etc.
ID card details of a person as a free text line	FreeTextLine	This element is used to define the ID card details of a person as a free formatted text line. This element can occur multiple times and is optional (0 or more). See section “FreeTextLine Element” for further details.
Name of the ID Card Issuer	IssuerName	This element is a container and is a sub-element of “IDCard” element. This element is used to define the name of the issuer of the IDCard. This element can occur once and is optional (0 or 1). Uses “NameDetails” elements of xNL standard to define the name. Refer to “xNL Specifications” for further details.
Name of the ID Card	IDCardName	This element is a sub-element of “IDCard” element and is used to define the name of the card. This element can occur once and is optional (0 or 1). Example. Australian Computer Society, IEEE, VISA, AMEX etc. This element provides the following attribute: <i>Code</i> : Defines the code assigned to the issuer and is optional.
Name of the group that the card belongs to	GroupName	This element is a sub-element of “IDCard” element and is used to define the name of the group that the card belongs to. This element can occur multiple times and is optional (0 or more). Example: One world group of a mileage program. This element provides the following attribute: <i>GroupType</i> : Defines whether the Group is “Single” or “Alliance” and is optional.
ID Card number	Number	This element is a sub-element of “IDCard” element and is used to define the number of the card. This element can occur once and is optional. This element provides the following attribute: <i>Type</i> : Defines the type of number and is optional.
Series code	SeriesCode	This element is a sub-element of “IDCard” element and is used to define the series code in cards. This element

Customer Information Elements	xCIL Elements (XML Tags)	Description
		can occur once and is optional. Example: Verification digits printed on credit cards following the embossed number.
Information about the Place of Issue of the ID Card	IDCardIssuePlace	This element is a container and is a sub-element of “IDCard” element and is used to define the issue place of the IDCard and has sub elements to define it. This element can occur once and is optional. This element uses “AddressDetails” element of xAL standard. Refer to “xAL Specifications” for further details.
Date of issuing the ID card.	IssueDate	This element is a container and is a sub-element of “IDCard” Element and is used to define the date of issuing the card. This element can occur once and is optional. See section “Date Element” for more information about the syntax/grammar.
Date of expiry of the membership	ExpiryDate	This element is a container and is a sub-element of “IDCard” Element and used to define the date of IDCard expiry date. This element can occur once and is optional. See section “Date Element” for more information about the syntax/grammar.
Customer name on the ID Card	NameOnIDCard	This element is a container and is a sub-element of “IDCard” Element and is used to define the name of the person on the ID Card. This element can occur once and is optional. This element uses “NameDetails” elements of xNL standard. Refer to “xNL Specifications” for further details.
Member since date	MembershipDate	This element is a sub-element of “IDCardDetails” Element and used to define the membership since date. This could be different from joining date. For example, AMEX credit cards have this information. This element can occur once and is optional. See section “Date Element” for more information about the syntax/grammar. Day, Month are optional elements and Year is mandatory element.
Privilege assigned to the card.	PrivilegeType	This element is a sub-element of “IDCard” Element and is used to define the type of privilege on the card. This element can occur once and is optional. Example: silver, gold, platinum, etc.
Status of the ID Card	Status	This element is a sub-element of “IDCard” Element and is used to define the status of the ID Card. This element can occur once and is optional. Example: Full driver’s license, learner’s license, associate member, full member etc.
Validity of the card	Validity	This element is a sub-element of “IDCard” Element and is used to define the validity of the ID Card. This element can occur once and is optional. Example: International, Australian only, etc.

Customer Information Elements	xCIL Elements (XML Tags)	Description
Restrictions on the ID Card	Restriction	This element is a sub-element of “IDCard” Element and is used to define the restrictions on the ID Card. This element can occur multiple times and is optional (0 or more). Example: Car only, Truck only, etc.
Credit amount on the card	CreditAmount	This element is a container and is a sub-element of “IDCard” element. This element is used to define the credit amount on a financial card. This element can occur once and is optional. This element has sub-elements to define the details of the credit amount. See section “CreditAmount Element” for further details.

8.29 CreditAmount Element

The CreditAmount Element defines the credit value of a financial card. This element is used by:
- PersonInfo element



Customer Information Elements	xCIL Elements (XML Tags)	Description
Credit amount on the card	CreditAmount	This element is a container and is a sub-element of “IDCard” element. This element is used to define the credit amount on a financial card. This element can occur once and is optional. This element has sub-elements to define the details of the credit amount.
Credit amount details as a free format text	FreeTextLine	This element is used to define the credit amount details of an organisation as a free formatted text line. This element can occur multiple times and is optional (0 or more). See section “FreeTextLine Element” for further details.
Amount	Amount	This is the sub-element of element “CreditAmount”. This element can occur once and is optional (0 or 1). This element defines the credit amount as an exact figure. This element provides the following attributes: <i>CurrencyType</i> : Defines the currency name or symbol and is optional. Example: Dollar, \$, Rupees, Rs., etc <i>FinancialYear</i> : Not applicable here <i>Period</i> : Not applicable here <i>PeriodUnits</i> : Not applicable here <i>Type</i> : Not applicable here
Amount Range	AmountRange	This is the sub-element of element “CreditAmount”. This element can occur once and is optional (0 or 1). This element defines the credit amount as an

Customer Information Elements	xCIL Elements (XML Tags)	Description
		<p>amount range. This element provides the following attributes:</p> <p><i>CurrencyType</i>: Defines the currency name or symbol and is optional. Example: Dollar, \$, Rupees, Rs., etc</p> <p><i>FinancialYear</i>: Not applicable here</p> <p><i>Period</i>: Not applicable here</p> <p><i>PeriodUnits</i>: Not applicable here</p> <p><i>Type</i>: Not applicable here</p>

8.29.1 Example

```

<xCIL>
  <CustomerDetails>
    <PersonInfo>
      <IDCards>
        <IDCard Type="Credit Card">
          <IssuerName>
            <NameLine Type="Organisation">Visa International, Inc</NameLine>
          </IssuerName>
          <IDCardName>Visa</IDCardName>
          <Number>4509 4567 2012 3244</Number>
          <ExpiryDate>
            <Month>April</Month>
            <Year>2002</Year>
          </ExpiryDate>
          <NameOnIDCard>
            <NameLine>Ram Kumar</NameLine>
          </NameOnIDCard>
        </IDCard>
        <IDCard Type="Credit Card">
          <IDCardName>AMEX</IDCardName>
          <Number>3777 3017 771100</Number>
          <ExpiryDate>
            <Date>22 April 2003</Date>
          </ExpiryDate>
          <NameOnIDCard>
            <PersonName>
              <FirstName>Venkiapurappu</FirstName>
              <MiddleName>Venkata</MiddleName>
              <MiddleName>Sai</MiddleName>
              <LastName>Laxman</LastName>
            </PersonName>
          </NameOnIDCard>
        </IDCard>
        <IDCard Type="Driver License">
          <Number>74183768C</Number>
          <IDCardIssuePlace>
            <AddressDetails>
              <AddressLines>
                <AddressLine Type="State">NSW</AddressLine>
                <AddressLine Type="City">Sydney</AddressLine>
              </AddressLines>
            </AddressDetails>
          </IDCardIssuePlace>
        </IDCard>
      </IDCards>
    </PersonInfo>
  </CustomerDetails>
</xCIL>

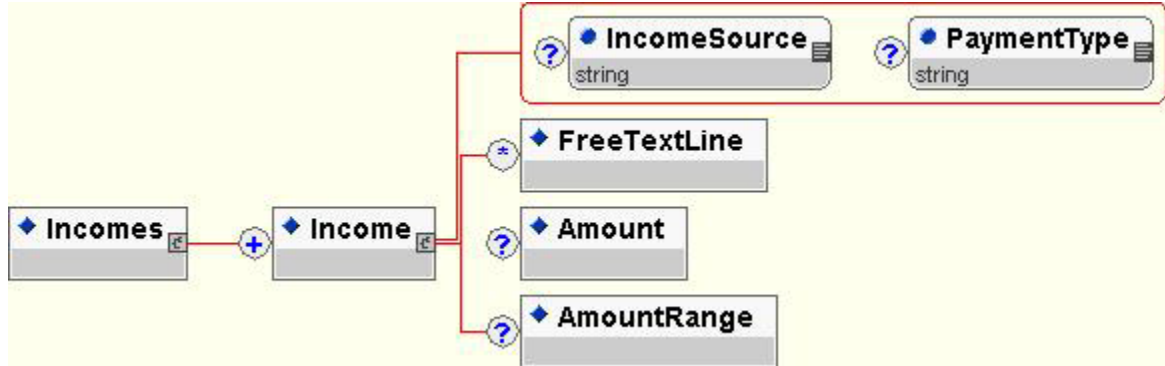
```

```
        </AddressLines>
      </AddressDetails>
    </IDCardIssuePlace>
    <ExpiryDate>
      <Day>22</Day>
      <Month>April</Month>
      <Year>2000</Year>
    </ExpiryDate>
    <PrivilegeType>Silver</PrivilegeType>
    <Validity>Australia</Validity>
    <Restriction>Car</Restriction>
  </IDCard>
  <IDCard Type="Driver License">
    <Number>M1234567</Number>
    <IDCardIssuePlace>
      <AddressDetails>
        <AddressLines>
          <AddressLine Type="State">Tamil Nadu</AddressLine>
          <AddressLine Type="Country">India</AddressLine>
        </AddressLines>
      </AddressDetails>
    </IDCardIssuePlace>
    <ExpiryDate>
      <Date>27 November 2000</Date>
    </ExpiryDate>
  </IDCard>
  <IDCard Type="Mileage Program">
    <GroupName>One World-Qantas</GroupName>
    <Number>99405678</Number>
    <IssueDate>
      <Day>5</Day>
      <Month>December</Month>
      <Year>1995</Year>
    </IssueDate>
    <PrivilegeType>Gold</PrivilegeType>
    <Restriction>Two Wheeler</Restriction>
  </IDCard>
  <IDCard Type="Mileage Program">
    <GroupName>Star Alliance-Ansett</GroupName>
    <Number>667891234</Number>
    <IssueDate>
      <Date>8 November 1998</Date>
    </IssueDate>
  </IDCard>
</IDCards>
</PersonInfo>
</CustomerDetails>
</xCIL>
```

8.30 Income Element

The Income element defines the details of income of customer “Person”. This element is used by:

- PersonInfo element



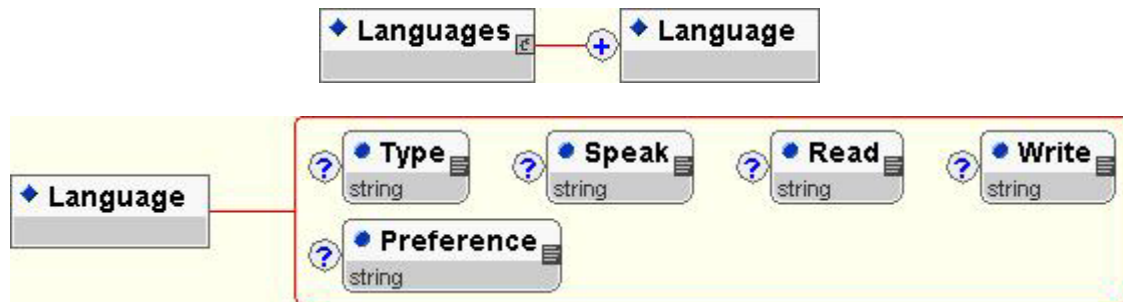
Customer Information Elements	xCIL Elements (XML Tags)	Description
Defines the income details of a person	Incomes	This element is a container and is a sub-element of “PersonInfo” element and can occur once and is optional. This element has sub-elements to define the income details of a person.
Income of a person	Income	This element is container and is a sub-element of “Incomes” element to define the income details of a person. This element can occur multiple times but must occur at least once (1 or more). A customer can have more than one income. This element provides the following attributes: <i>IncomeSource</i> : Defines the source of income and is optional. Example: contracting, consulting, etc. <i>PaymentType</i> : Defines the type of payment and is optional. Example: daily, weekly, monthly, etc.
Income details as a free format text	FreeTextLine	This element is used to define the income details of an organisation as a free formatted text line. This element can occur multiple times and is optional (0 or more). See section “FreeTextLine Element” for further details.
Amount	Amount	This is the sub-element of element “Income”. This element can occur once and is optional (0 or 1). This element defines the income amount as an exact figure. This element provides the following attributes: <i>CurrencyType</i> : Defines the currency name or symbol and is optional. Example: Dollar, \$, Rupees, Rs., etc <i>FinancialYear</i> : Not applicable here <i>Period</i> : Not applicable here <i>PeriodUnits</i> : Not applicable here <i>Type</i> : Not applicable here
Amount Range	AmountRange	This is the sub-element of element “Income”. This

Customer Information Elements	xCIL Elements (XML Tags)	Description
		<p>element can occur once and is optional (0 or 1). This element defines the income amount as an amount range. This element provides the following attributes:</p> <p><i>CurrencyType</i>: Defines the currency name or symbol and is optional. Example: Dollar, \$, Rupees, Rs., etc</p> <p><i>FinancialYear</i>: Not applicable here</p> <p><i>Period</i>: Not applicable here</p> <p><i>PeriodUnits</i>: Not applicable here</p> <p><i>Type</i>: Not applicable here</p>

8.31 Language Element

The Language element defines the languages (speak, read and write) used by the customer “Person”. This element is used by:

- PersonInfo element



Customer Information Elements	xCIL Elements (XML Tags)	Description
Defines the languages of a person	Languages	This element is a container and is a sub-element of “PersonInfo” element and can occur once and is optional. This element has sub-elements to define the languages of a person.
Language of a customer	Language	<p>This element is a sub-element of “Languages” element and is used to define the language details of a customer. This element can occur multiple times and must occur at least once (1 or more). This element provides the following attributes:</p> <p><i>Type</i>: Defines the type of language and is optional. Example: Mother tongue, by birth, etc</p> <p><i>Speak</i>: Defines the ability to speak and is optional. Example: yes, no, poor</p> <p><i>Read</i>: Defines the ability to read and is optional. Example: yes, no, poor</p> <p><i>Write</i>: Defines the ability to write and is optional.</p>

Customer Information Elements	xCIL Elements (XML Tags)	Description
		Example: yes, no, poor <i>Preference</i> : Defines the language preference and is optional. Indicates preferred language of communication (read and/or write and/or speak)

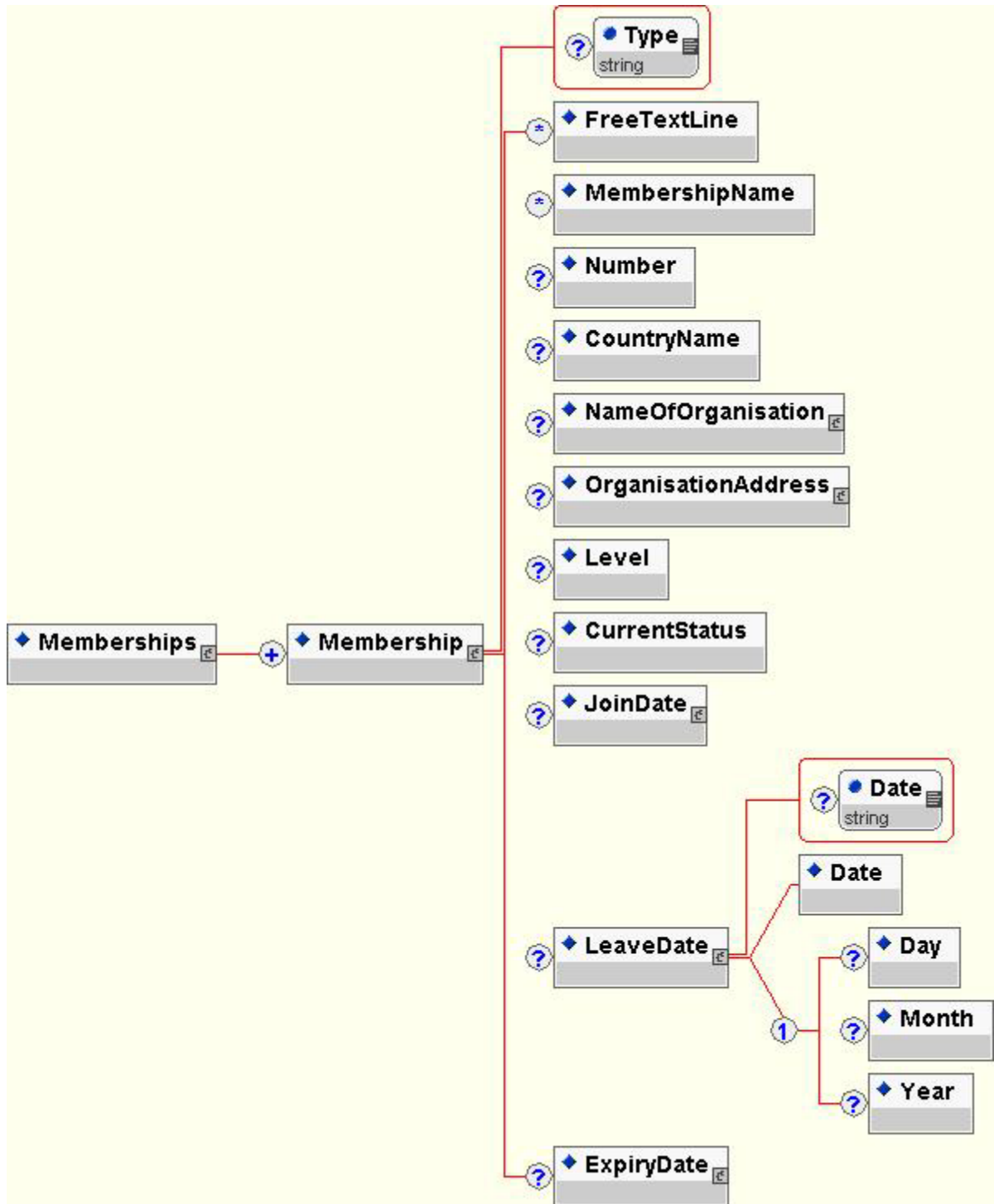
8.31.1 An Example

```
<xCIL>
  <CustomerDetails>
    <PersonInfo>
      <Languages>
        <Language   Type ="Mother Tongue"
                   Speak="Excellent"
                   Read="Excellent"
                   Write="Excellent">Tamil
      </Language>
        <Language   Type ="Second Language"
                   Speak="Excellent"
                   Read="Excellent"
                   Write="Excellent">English
      </Language>
    </Languages>
  </PersonInfo>
</CustomerDetails>
```

8.32 MembershipInfo Element

The MembershipInfo element defines the memberships held by a Customer “Person” in detail. This element is used by:

- PersonInfo element



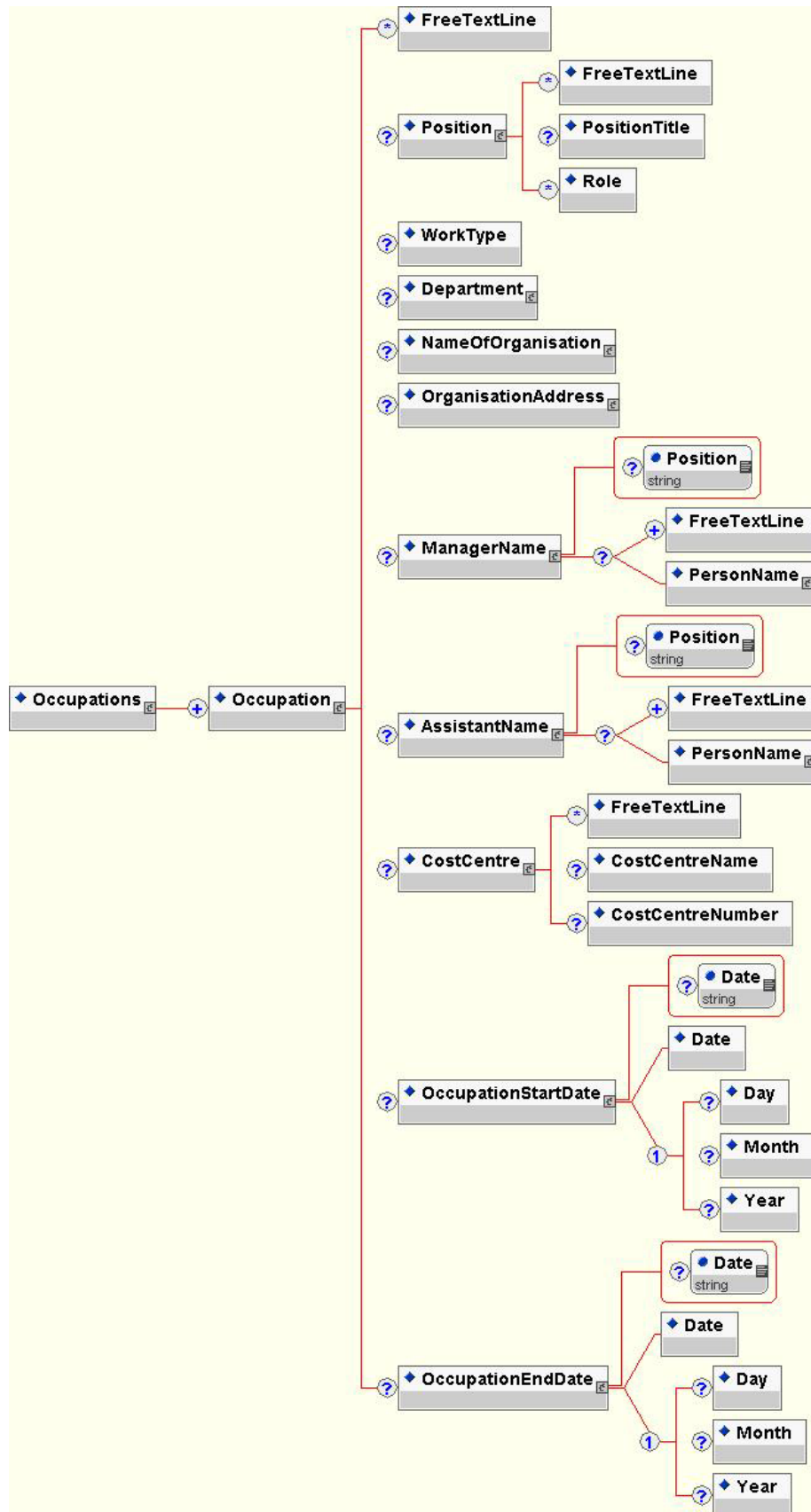
Customer Information Elements	xCIL Elements (XML Tags)	Description
Information about the memberships held by a person	Memberships	This element is a container and is a sub-element of “PersonInfo” element. This element has sub-elements that are used define the membership details of a person. This element can occur once and is optional.
Membership details of a person	Membership	This element is a container and is a sub-element of “Memberships” element and is used to define the membership details of a person using its sub-elements. This element can occur multiple times but must occur at least once (1 or more). A person can have more than one membership. This element provides the following attribute: <i>Type</i> : Defines the type of membership and is optional. Example: High-level description of the membership. Example: professional association, golf club, sport club, etc.
Membership details as a free text line	FreeTextLine	This element is used to define the membership details of a person as a free formatted text line. This element can occur multiple times and is optional (0 or more). See section “FreeTextLine Element” for further details.
Name of membership	MembershipName	This element is a sub-element of “Membership” element and is used to define the name of the membership. This element can occur multiple times and is optional (0 or more). Example. Australian Computer Society, IEEE, etc. This element provides the following attribute: <i>Type</i> : Defines the name type and is optional. Example: Old name, synonym, abbreviation, full name, etc.
Membership number	Number	This element is a sub-element of “Membership” element and is used to define the number of the membership. This element can occur once and is optional. This element provides the following attribute: <i>Type</i> : Defines the type of number and is optional.
Country of membership	CountryName	This element is a sub-element of “Membership” element and is used to define the country of membership. This element can occur once and is optional. This element is an element of xAL standard. Refer to “xAL Specifications” for further details.
Organisation name that provides the membership	NameOfOrganisation	This element is a container and is a sub-element of “Membership” Element and is used to define the name of the organisation that provides the membership. This element can occur once and is optional. This element uses “OrganisationNameDetails” element of xNL standard to define the name. Refer to “xNL Specifications” for further details. This element provides the following attribute: <i>CustomerDetailsKeyRef</i> : Defines a foreign key to reference attribute Key of “CustomerDetails” element

Customer Information Elements	xCIL Elements (XML Tags)	Description
		and is optional.
Organisation address that provides the membership	OrganisationAddress	This element is a container and is a sub-element of “Membership” Element and is used to define the address of the organisation that provides the membership. This element can occur once and is optional. This element uses “AddressDetails” element of xAL standard to define the name. Refer to “xAL Specifications” for further details. This element provides the following attribute: <i>CustomerDetailsKeyRef</i> : Defines a foreign key to reference attribute Key of “CustomerDetails” element and is optional.
Level of membership	Level	This element is a sub-element of “Membership” element and is used to define the level of membership. This element can occur once and is optional. Example: Full, Associate, etc.
Current status of membership	CurrentStatus	This element is a sub-element of “Membership” element and is used to define the current status of membership. This element can occur once and is optional. Example: Active, discontinued, etc.
Date of joining the membership	JoinDate	This element is a container and is a sub-element of “Membership” Element and used to define the date of joining the membership. This element can occur once and is optional. See section “Date Element” for more information about the syntax/grammar.
Date of leaving/relinquishing the membership	LeaveDate	This element is a container and is a sub-element of “Membership” Element and used to define the date of relinquishing the membership. This element can occur once and is optional. See section “Date Element” for more information about the syntax/grammar.
Date of expiry of the membership	ExpiryDate	This element is a container and is a sub-element of “Membership” Element and used to define the date of expiry of the membership. This element can occur once and is optional. See section “Date Element” for more information about the syntax/grammar.

8.33 Occupation Element

The Occupation Element defines the occupation of the Customer “Person” in detail. This element is used by:

- PersonInfo element

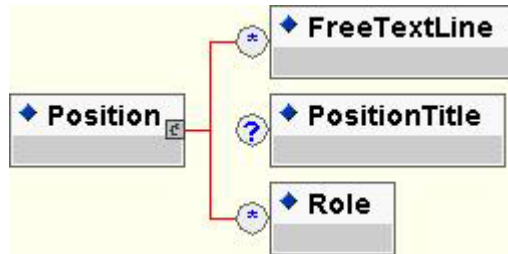


Customer Information Elements	xCIL Elements (XML Tags)	Description
Information about the occupation of a person	Occupations	This element is a container and is a sub-element of “PersonInfo” element to define the occupation details of a person using its sub-elements. This element can contain more than one occupation details. This element can occur once and is optional.
Occupation details of a person	Occupation	This element is a container and is a sub-element of “Occupations” element and is used to define the occupation details of a person. This element can occur multiple times but must occur at least once (1 or more). A person can have more than one occupation.
Occupation details as a free text line	FreeTextLine	This element is used to define the occupation details of a person as a free formatted text line. This element can occur multiple times and is optional (0 or more). See section “FreeTextLine Element” for further details.
Position/Job/Role	Position	This element is a container and is a sub-element of “Occupation” element and is used to define the position using its sub-elements. This element can occur once and is optional. See section “Position Element” for further details.
Work type	WorkType	This element is a sub-element of “Occupation” element and is used to define the work type. This element can occur once and is optional. Example: Full Time, Part Time, etc.
Department of work	Department	This element is a container and is a sub-element of “Occupation” element and is used to define the department. Uses “Department” element of xAL standard. Refer to “xAL Specifications” for further details. This element can occur once and is optional. .
Organisation name that the person works for	NameOfOrganisation	This element is a container and is a sub-element of “Occupation” Element and is used to define the name of the organisation that the person works for. This element can occur once and is optional. This element uses “OrganisationNameDetails” element of xNL standard to define the name. Refer to “xNL Specifications” for further details. This element provides the following attribute: <i>CustomerDetailsKeyRef</i> : Defines a foreign key to reference attribute Key of “CustomerDetails” element and is optional.
Organisation address that the person works for	OrganisationAddress	This element is a container and is a sub-element of “Occupation” Element and is used to define the address of the organisation that the person works for. This element can occur once and is optional. This element

Customer Information Elements	xCIL Elements (XML Tags)	Description
		uses “AddressDetails” element of xAL standard to define the name. Refer to “xAL Specifications” for further details. This element provides the following attribute: <i>CustomerDetailsKeyRef</i> : Defines a foreign key to reference attribute Key of “CustomerDetails” element and is optional.
Name of the manager	ManagerName	This element is a container and is a sub-element of “Occupation” element and is used to define the name of the manager in detail. This element can occur once and is optional. See section “ManagerName Element” for further details. This element provides the following attribute: <i>Position</i> : Defines the Position of the manager and is optional. Example: Managing Director
Name of the Assistant	AssistantName	This element is a container and is a sub-element of “Occupation” element and is used to define the name of the assistant in detail. This element can occur once and is optional. See section “AssistantName Element” for further details. This element provides the following attribute: <i>Position</i> : Defines the Position of the assistant and is optional. Example: Personal Assistant
Cost center associated with the person	CostCentre	This element is a container and is a sub-element of “Occupation” element and is used to define the cost center details associated with the person. This element can occur once and is optional. See section “CostCentre Element” for further details.
Date of starting the employment/job	OccupationStartDate	This element is a container and is a sub-element of “Occupation” Element and used to define the date of starting the employment. This element can occur once and is optional. See section “Date Element” for more information about the syntax/grammar.
Date of leaving/termination of the employment/job	OccupationLeaveDate	This element is a container and is a sub-element of “Occupation” Element and used to define the date of leaving/terminating the employment. This element can occur once and is optional. See section “Date Element” for more information about the syntax/grammar.

8.34 Position Element

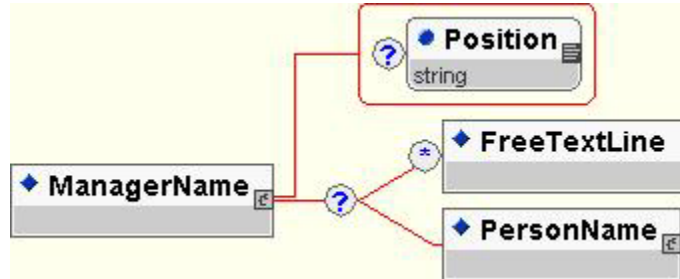
The Position element defines the position of the person in detail.



Customer Information Elements	xCIL Elements (XML Tags)	Description
Position/Job/Role	Position	This element is a container and is a sub-element of “Occupation” element and is used to define the position using its sub-elements. This element can occur once and is optional
Position details as a free text line	FreeTextLine	This element is used to define the position details of a person as a free formatted text line. This element can occur multiple times and is optional (0 or more). See section “FreeTextLine Element” for further details.
Title of position	PositionTitle	This element is a sub-element of “Position” element and is used to define the title of the position. This element can occur once and is optional. Example: Software Engineer
Role of the person	Role	This element is a sub-element of “Position” element and is used to define the role of the person. This element can occur multiple times and is optional (0 or more). Example: Influencer, decision maker, coordinator, fire warden, etc. This element provides the following attribute: <i>Type</i> : Defines the type of role and is optional.

8.35 ManagerName Element

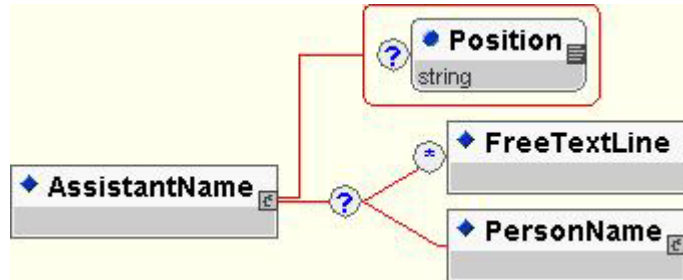
The ManagerName element is used to define the name of the manager of the customer (a person here) in detail.



Customer Information Elements	xCIL Elements (XML Tags)	Description
Name of the manager	ManagerName	This element is a container and is a sub-element of “Occupation” element and is used to define the name of the manager in detail. This element can occur once and is optional. This element provides the following attribute: <i>Position</i> : Defines the Position of the manager and is optional. Example: Managing Director
Manager name details as a free text line	FreeTextLine	This element is used to define the manager name details of a person as a free formatted text line. This element can occur multiple times and is optional (0 or more). See section “FreeTextLine Element” for further details.
Name of the manager as a structured text	PersonName	This element is a container and is a sub-element of “Manager” element and is used to define the name of the manager in detail. This element is a sub-element of xNL Standard. This element can occur once and is optional. Refer to “xNL Specifications” for further details.

8.36 AssistantName Element

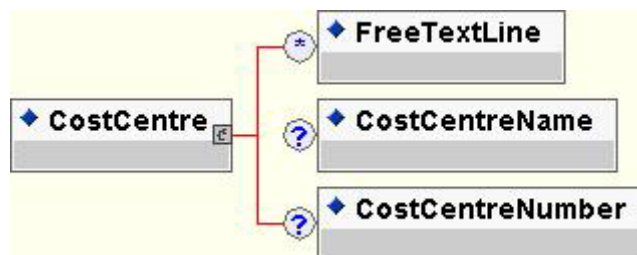
The AssistantName element is used to define the name of the manager of the customer (a person here) in detail.



Customer Information Elements	xCIL Elements (XML Tags)	Description
Name of the Assistant	AssistantName	This element is a container and is a sub-element of “Occupation” element and is used to define the name of the assistant in detail. This element can occur once and is optional. This element provides the following attribute: <i>Position</i> : Defines the Position of the assistant and is optional. Example: Personal Assistant
Assistant name details as a free text line	FreeTextLine	This element is used to define the assistant name details of a person as a free formatted text line. This element can occur multiple times and is optional (0 or more). See section “FreeTextLine Element” for further details.
Name of the assistant as a structured text	PersonName	This element is a container and is a sub-element of “Manager” element and is used to define the name of the assistant in detail. This element is a sub-element of xNL Standard. This element can occur once and is optional. Refer to “xNL Specifications” for further details.

8.37 CostCentre Element

The CostCentre element is used to define the cost center details of the customer (a person here).



Customer Information Elements	xCIL Elements (XML Tags)	Description
Cost center associated with the person	CostCentre	This element is a container and is a sub-element of “Occupation” element and is used to define the cost center details associated with the person. This element can occur once and is optional.
Cost Centre details as a free text line	FreeTextLine	This element is used to define the cost centre details of a person as a free formatted text line. This element can occur multiple times and is optional (0 or more). See section “FreeTextLine Element” for further details.
Name of the cost centre	CostCentreName	This element is a sub-element of “CostCentre” element and is used to define the name of the cost centre. This element can occur once and is optional.
Number of the cost centre	CostCentreNumber	This element is a sub-element of “CostCentre” element and is used to define the number of the cost centre. This element can occur once and is optional.

8.37.1 Example

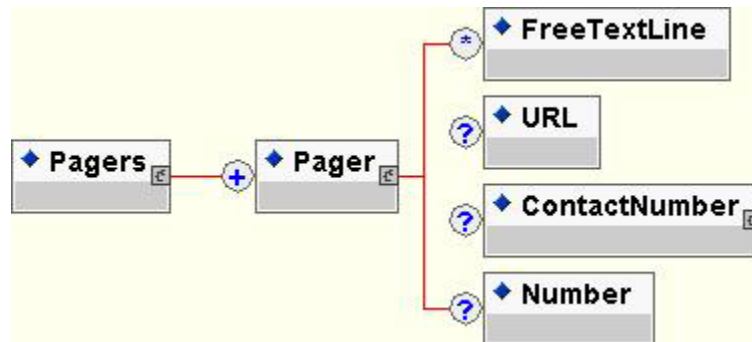
```

<xCIL>
  <CustomerDetails>
    <PersonInfo>
      <Occupations>
        <Occupation>
          <Position>
            <PositionTitle>Technology Manager</PositionTitle>
            <Role>Technology Influencer</Role>
            <Role>Strategy Influencer</Role>
          </Position>
          <WorkType>FullTime</WorkType>
          <Department>
            <DepartmentName>Technology Division</DepartmentName>
          </Department>
          <NameOfOrganisation>
            <OrganisationNameDetails>
              <OrganisationName>MSI</OrganisationName>
            </OrganisationNameDetails>
          </NameOfOrganisation>
        </Occupation>
      </Occupations>
    </PersonInfo>
  </CustomerDetails>
</xCIL>

```

8.38 Pager Element

The Pager element defines the Pager details of a Customer “Person”. This element is used by:
- PersonInfo element

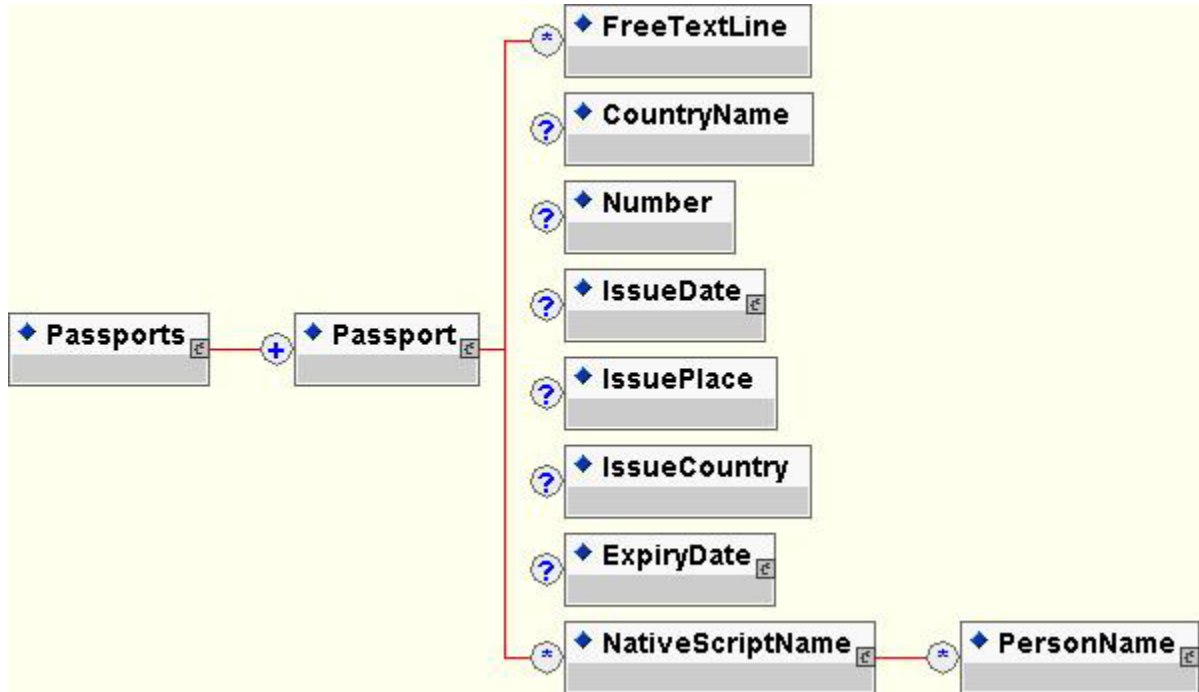


Customer Information Elements	xCIL Elements (XML Tags)	Description
Defines the pagers of a person	Pagers	This element is a container and is a sub-element of “PersonInfo” element and can occur once and is optional. This element has sub-elements to define the pagers of a person.
Pager details	Pager	This element is a container and is a sub-element of “Pager” element that defines the pager of a person in detail using its sub-elements. This element can occur multiple times and must occur at least once.
Pager details as a free format text line	FreeTextLine	This element is used to define the pager details of a person as a free formatted text line. This element can occur multiple times and is optional (0 or more). See section “FreeTextLine Element” for further details.
URL for the pager	URL	This element is a sub-element of “Pager” element and is used to define the URL associated with the pager. This element can occur once and is optional.
Pager Contact telephone Number	ContactNumber	This element is a container and is used to define the telephone number to call a pager. This element has sub-elements to define the number details. This element can occur once and is optional. See section “ContactNumber Element” for further details.
Pager Number	Number	This element is a sub-element of “Page” element and is used to define the pager number of the person. This element can occur once and is optional.

8.39 Passport Element

The Passport element defines the passports held by a Customer “Person” in detail. This element is used by:

- PersonInfo element



Customer Information Elements	xCIL Elements (XML Tags)	Description
Defines the passports of a person	Passports	This element is a container and is a sub-element of “PersonInfo” element and can occur once and is optional. This element has sub-elements to define the passports of a person.
Passport details	Passport	This element is a container and is a sub-element of “Passports” element and is used to define passport details of a person. This element can occur multiple times but must occur at least once. A person can have more than one passport. This element provides sub-elements to define the passport details.
Passport details as a free format text line	FreeTextLine	This element is used to define the passport details of a person as a free formatted text line. This element can occur multiple times and is optional (0 or more). See section “FreeTextLine Element” for further details.
Country of Passport	CountryName	This element is a sub-element of “Passport” element and is used to define the name of the country of passport. This element is a sub-element of xAL standard. This element can occur once and is optional. Refer to “xAL

Customer Information Elements	xCIL Elements (XML Tags)	Description
		Specifications” for further details.
Passport number	Number	This element is a sub-element of “Passport” element and is used to define the number of the Passport. This element can occur once and is optional. This element provides the following attribute: <i>Type</i> : Defines the type of number or any useful information and is optional.
Date of issue of the passport	IssueDate	This element is a container and is a sub-element of “Passport” Element and used to define the date of issue of the passport. This element can occur once and is optional. See section “Date Element” for more information about the syntax/grammar.
Place of issue	IssuePlace	This element is a sub-element of “Passport” element and is used to define the place of issue of the Passport. This element can occur once and is optional. This element provides the following attributes: <i>Type</i> : Defines the type of place and is optional. Example: State, City, etc.
Country of issue	IssueCountry	This element is a sub-element of “Passport” element and is used to define the country of issue of the Passport. This element can occur once and is optional. This element provides the following attribute: <i>EncodingScheme</i> : Defines the encoding scheme used and is optional. Example: ISO number for country code.
Date of expiry of the passport	ExpiryDate	This element is a container and is a sub-element of “Passport” Element and used to define the date of passport expiry. Can occur once and is optional. See section “Date Element” for more information about the syntax/grammar.
Native script names in passport	NativeScriptName	This element is a container and is a sub-element of “Passport” element. This element provides sub-elements to define the native scripts recorded on a passport and can occur multiple times and is optional. This element uses “PersonName” element of xNL standard. Refer to “xNL Specifications” for further details. This element provides the following attributes: <i>Type</i> : Defines the type of name and is optional. <i>Code</i> : Defines the type of code used and is optional. Example: Code by postal authorities <i>NameDetailsKeyRef</i> : Defines the key and is optional. Reference to another “NameDetails” element with no foreign key reinforcement. The referenced element may be out of the document and the document is still valid.

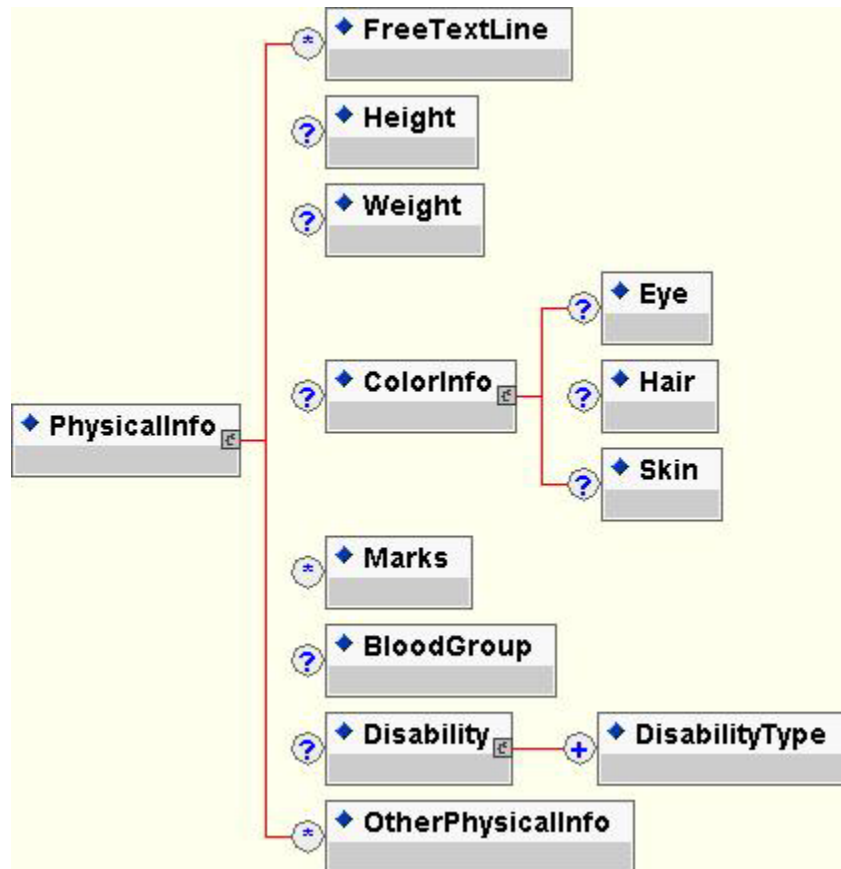
8.39.1 Example

```
<xCIL>
  <CustomerDetails>
    <PersonInfo>
      <Passports>
        <Passport>
          <CountryName>Australia</CountryName>
          <Number>K27345678</Number>
          <IssueDate>
            <Date>23 April 1997</Date>
          </IssueDate>
          <IssuePlace Type="City">Sydney</IssuePlace>
          <IssueCountry>Australia</IssueCountry>
          <ExpiryDate>
            <Day>22</Day>
            <Month>April</Month>
            <Year>2007</Year>
          </ExpiryDate>
        </Passport>
      </Passports>
    </PersonInfo>
  </CustomerDetails>
</xCIL>
```

8.40 PhysicalInfo Element

The PhysicalInfo Element defines the physical characteristics of the Customer “Person” in detail. This element is used by:

- PersonInfo element



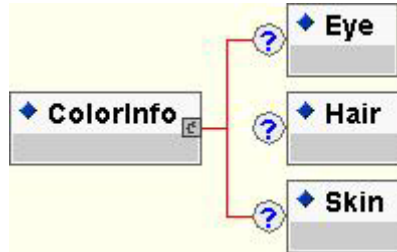
Customer Information Elements	xCIL Elements (XML Tags)	Description
Defines the physical characteristics of a person	PhysicalInfo	This element is a container and is a sub-element of “PersonInfo” element and can occur once and is optional. This element has sub-elements to define the physical characteristics of a person.
Physical characteristic details as a free format text line	FreeTextLine	This element is used to define the physical characteristics of a person as a free formatted text line. This element can occur multiple times and is optional (0 or more). See section “FreeTextLine Element” for further details.
Height of the person	Height	This element is a sub-element of “PhysicalInfo” element and is used to define the weight of the person. This element can occur once and is optional. This element has

Customer Information Elements	xCIL Elements (XML Tags)	Description
		<p>the following attributes:</p> <p><i>Units</i>: Defines the unit for measurement of height and is optional. Example: cms, inches, feet, metres, etc.</p> <p><i>Type</i>: Defines the type of height and is optional. Example: short, medium, tall etc.</p>
Weight of the person	Weight	<p>This element is a sub-element of “PhysicalInfo” element and is used to define the weight of the person. This element can occur once and is optional. This element provides the following attributes:</p> <p><i>Units</i>: Defines the unit for measurement of weight and is optional. Example: Kilos, Pounds, grams, etc</p> <p><i>Type</i>: Defines the type of weight and is optional. Example: Over weight, average, under weight etc.</p>
Information about the color	ColorInfo	<p>The ColorInfo element is a container and is a sub-element of “PhysicalInfo” element and has sub-elements to define the color characteristics of the person. This element can occur once and is optional. See “ColorInfo” section for further details.</p>
Visible marks	Marks	<p>This element is a sub-element of “PhysicalInfo” element and is used to define the visible marks the person has. This element can occur multiple times and is optional. Example: Dimple on the left chin. This element provides the following attribute:</p> <p><i>Type</i>: Defines the type of mark and is optional. Example: Natural, Temporary, by birth, etc.</p>
Blood Group	BloodGroup	<p>This element is a sub-element of “PhysicalInfo” element and is used to define the blood group of the person. This element can occur once and is optional. Example: A+, B+, B-, etc.</p>
Disability	Disability	<p>This element is a container and is a sub-element of “PhysicalInfo” element and helps to define the disability of a person if there is one. This element can occur once and is optional. This element has a sub-element to define the type of disability.</p>
Type of Disability	DisabilityType	<p>This element is a sub-element of “Disability” element and it helps to define the type of disability of the person. This element can occur more than once and must occur at least once (1 or more). Example: Blind</p> <p>This element provides the following attribute:</p> <p><i>Cause</i>: Defines the reason for the disability and is optional. Example: Blind by Birth.</p>
Other Information	OtherPhysicalInfo	<p>This element is a sub-element of “PhysicalInfo” element and is used to define any other information physically about the person. This element can occur multiple times and is optional and is a free form text. Example: Medium built body, etc. This element provides the</p>

Customer Information Elements	xCIL Elements (XML Tags)	Description
		following attribute: <i>Units</i> : Defines the unit of measurement (if applicable) and is optional.

8.41 ColorInfo Element

The ColorInfo Element is used to define the characteristics of a person using color.

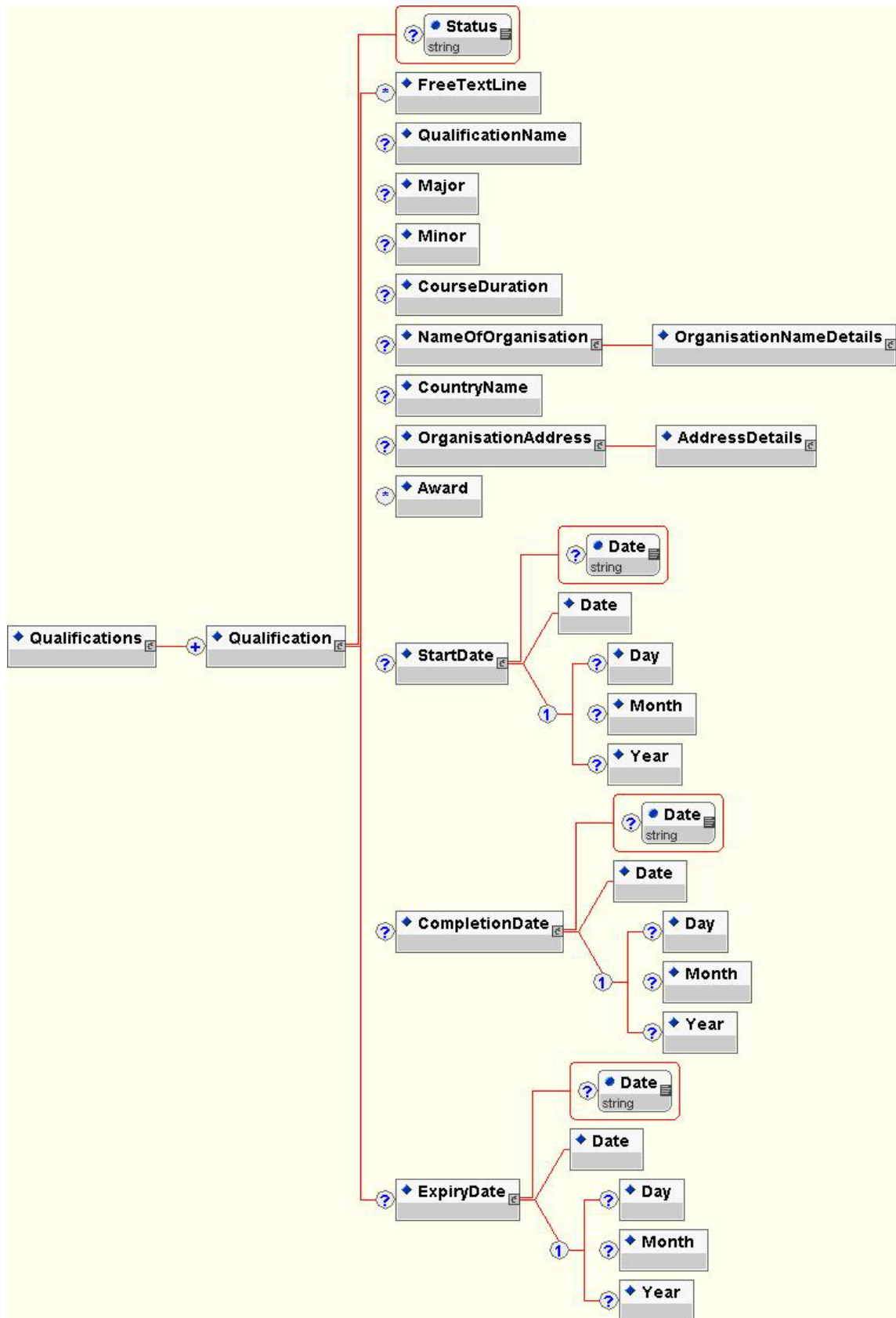


Customer Information Elements	xCIL Elements (XML Tags)	Description
Information about the color	ColorInfo	The ColorInfo element is a container and is a sub-element of “PhysicalInfo” element and has sub-elements to define the color characteristics of the person. This element can occur once and is optional.
Color of the eye	Eyes	This element is a sub-element of “ColorInfo” element and is used to define the eye color of the person. This element can occur once and is optional.
Color of the hair	Hair	This element is a sub-element of “ColorInfo” element and is used to define the hair color of the person. This element can occur once and is optional.
Color of the Skin	Skin	This element is a sub-element of “ColorInfo” element and is used to define the skin color of the person. This element can occur once and is optional.

8.42 Qualification Element

The Qualification element defines the qualifications of a Customer “Person” in detail. This element is used by:

- PersonInfo element



Customer Information Elements	xCIL Elements (XML Tags)	Description
Defines the qualifications of a person	Qualifications	This element is a container and is a sub-element of “PersonInfo” element and can occur once and is optional. This element has sub-elements to define the qualifications of a person. See “Qualifications Element” section for further details.
Qualification of a person	Qualification	This element is a container and is a sub-element of “Qualifications” element and is used to define the qualification details of a person using its sub-elements. This element can occur multiple times but must occur at least once (1 or more). A person can have more than one qualification. This element provides the following attribute: <i>Status</i> : Defines the status of the qualification and is optional. Example: completed, incomplete, on hold, under suspension, etc.
Defines the qualification details of a person as a free format text line	FreeTextLine	This element is used to define the qualification details of a person as a free formatted text line. This element can occur multiple times and is optional (0 or more). See section “FreeTextLine Element” for further details.
Qualification Name	QualificationName	This element is a sub-element of “Qualification” element and is used to define the name of qualification. This element can occur once and is optional. Example: B.E, MSc, HSC, MCP, etc. This element provides the following attribute: <i>Type</i> : Defines the type of qualification and is optional. Example: Diploma, four-year degree, certificate, apprenticeship, etc. <i>Mode</i> : Defines the mode of study and is optional. Example: Course work, Research work, etc.
Major area of study	Major	This element is a sub-element of “Qualification” element and is used to define the major area of study. This element can occur once and is optional. Example: “Electronics” in Electronics & Communication Engg.
Minor area of study	Minor	This element is a sub-element of “Qualification” element and is used to define the minor area of study. This element can occur once and is optional. Example: “Communications” in Electronics & Communications Engg.
Duration of the course	CourseDuration	This element is a sub-element of “Qualification” element and is used to define the duration of the course. This element can occur once and is optional. This element provides the following attribute: <i>Units</i> : Defines the unit of measurement and is optional

Customer Information Elements	xCIL Elements (XML Tags)	Description
		Example: Days, Years, months, weeks, etc.
Organisation (here School/college/university) name	NameOfOrganisation	This element is a container and is a sub-element of “Qualification” Element and is used to define the name of the school/college/university that the person did/does his studies. This element can occur once and is optional. This element uses “OrganisationNameDetails” element of xNL standard to define the name. Refer to “xNL Specifications” for further details. This element provides the following attribute: <i>CustomerDetailsKeyRef</i> : Defines a foreign key to reference attribute Key of “CustomerDetails” element and is optional.
Country where the school/college/university is located	CountryName	This element is a sub-element of “Qualification” element and is used to define the name of the country of passport. This element is a sub-element of xAL standard. This element can occur once and is optional. Refer to “xAL Specifications” for further details.
Address of the school/college/university	OrganisationAddress	This element is a container and is a sub-element of “Qualification” Element and is used to define the address of the school/college/university. This element can occur once and is optional. This element uses “AddressDetails” element of xAL standard to define the name. Refer to “xAL Specifications” for further details. This element provides the following attribute: <i>CustomerDetailsKeyRef</i> : Defines a foreign key to reference attribute Key of “CustomerDetails” element and is optional.
Awards	Award	This element is a sub-element of “Qualification” element and is used to define any awards/distinctions achieved during the studies. This element can occur multiple times and is optional (0 or more). Example: First Class, Honors, Gold Medal, etc. This element provides the following attribute: <i>Type</i> : Defines the type of award and is optional.
Date of starting the course	StartDate	This element is a container and is a sub-element of “Qualification” Element and used to define the date of starting the course. This element can occur once and is optional. See section “Date Element” for more information about the syntax/grammar.
Date of completion of the course	CompletionDate	This element is a container and is a sub-element of “Qualification” Element and used to define the date of completion of the course. This element can occur once and is optional. See section “Date Element” for more information about the syntax/grammar.
Date of expiry of the course studies	ExpiryDate	This element is a container and is a sub-element of “Qualification” Element and used to define the date of expiry of the course studies. Some students defer the

Customer Information Elements	xCIL Elements (XML Tags)	Description
		studies for a period of time and it cannot be deferred as they wish as there normally is an expiry date associated with the studies. This element can occur once and is optional. See section “Date Element” for more information about the syntax/grammar.

8.42.1 Example

```

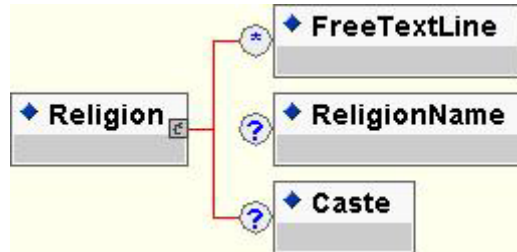
<xCIL>
  <CustomerDetails>
    <PersonInfo>
      <Qualifications>
        <Qualification>
          <QualificationName>BComp.Sc.</QualificationName>
          <Major>Mathematics</Major>
          <Minor>Statistics</Minor>
          <NameOfOrganisation>
            <OrganisationNameDetails>
              <OrganisationName>
                University of Technology, Sydney
              </OrganisationName>
            </OrganisationNameDetails>
          </NameOfOrganisation>
          <Award>Honours</Award>
        </Qualification>
        <Qualification>
          <QualificationName>MEngg.</QualificationName>
          <Major>Computer Science</Major>
          <NameOfOrganisation>
            <OrganisationNameDetails>
              <OrganisationName>
                University of Technology, Sydney
              </OrganisationName>
            </OrganisationNameDetails>
          </NameOfOrganisation>
          <Award>Honours</Award>
        </Qualification>
      </Qualifications>
    </PersonInfo>
  </CustomerDetails>
</xCIL>

```

8.43 Religion Element

The Religion element defines the religion of a person and this element is used by:

- PersonInfo element

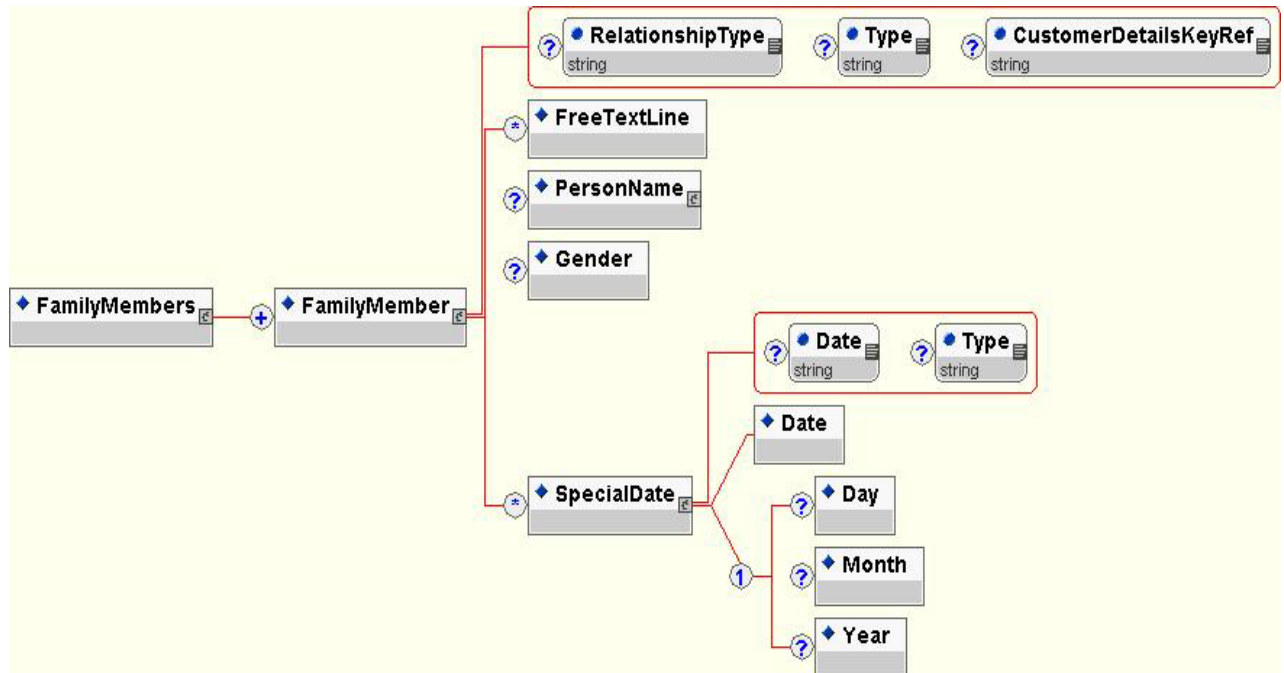


Customer Information Elements	xCIL Elements (XML Tags)	Description
Defines the religion details of a person	Religion	This element is a container and is a sub-element of “PersonInfo” element and can occur once and is optional. This element has sub-elements to define the religion details of a person.
Defines the religion details of a person as a free format text line	FreeTextLine	This element is used to define the religion details of a person as a free formatted text line. This element can occur multiple times and is optional (0 or more). See section “FreeTextLine Element” for further details.
Name of the religion	ReligionName	This element is a sub-element of “Religion” element and is used to define the religion name of a person. This element can occur once and is optional. Example: Hindu, Christian, Muslim, etc. This element provides the following attribute: <i>Classification</i> : Defines the classification of religion and is optional. Example: Catholics, Protestants as in Christianity Religion
Defines the caste of the person	Caste	This element is a sub-element of “Religion” element and is used to define the caste of a person. This element can occur once and is optional (0 or 1). Some countries like India and Sri Lanka have Caste system in addition to religion. Example: Gounder, Pillai, etc. This element provides the following attribute: <i>Type</i> : Defines the type of caste and is optional. A caste is broken into various types in some countries. Example: Kongu Vellalar, Naattu Gounder, etc. for a caste "Gounder".

8.44 FamilyMember Element

The FamilyMember element defines the closely associated family members of the customer (here, person). This element is used by:

- PersonInfo element



Customer Information Elements	xCIL Elements (XML Tags)	Description
Defines the family members details of a person	FamilyMembers	This element is a container and is a sub-element of “PersonInfo” element and can occur once and is optional. This element has sub-elements to define the family member details of a person.
Defines a family member of a person	FamilyMember	This element is a container and is a sub-element of “FamilyMembers” element and can occur multiple times and must occur at least once (1 or more). This element has sub-elements to define family member details of a person. This element provides the following attributes: <i>RelationshipType</i> : Defines the type of relationship and is optional. Example: living together, Fiancé, married, etc <i>Type</i> : Defines the type of family member and is optional. Example: Parent, child, partner, uncle, aunt, etc. <i>CustomerDetailsKeyRef</i> : Defines a foreign key to reference attribute Key of “CustomerDetails” element and is optional.
Defines the family	FreeTextLine	This element is used to define the family member details

Customer Information Elements	xCIL Elements (XML Tags)	Description
member details of a person as a free format text line		of a person as a free formatted text line. This element can occur multiple times and is optional (0 or more). See section “FreeTextLine Element” for further details.
Name of the family member	PersonName	This element is a container and is a sub-element of “FamilyMember” element and is used to define the name of the family member in detail by using its sub-elements. This element can occur once and is optional. This element is a sub-element of xNL standard. Refer to “xNL Specifications” for further details.
Gender of the family member	Gender	This element is a sub-element of “FamilyMember” element and is used to define the gender of the family member. This element can occur once and is optional.
Special Occasion dates	SpecialDate	This element is a container and is a sub-element of “FamilyMember” Element and used to define special dates between the family member and the person or special dates of the family member. This element can occur multiple times and is optional. See section “Date Element” for more information about the syntax/grammar.

9.0 An Example of xCIL

```
<xCIL>
  <CustomerDetails>
    <CustomerID>AUS12345678</CustomerID>
    <!-- ***** NAME ***** -->
    <NameDetails PartyType="Person">
      <PersonName>
        <Title>Mr</Title>
        <FirstName>Ram</FirstName>
        <MiddleName>Laxhman</MiddleName>
        <MiddleName>Bharathan</MiddleName>
        <LastName>Kumar</LastName>
        <Alias>Ram</Alias>
        <FormerName>
          <NameLine>Matias Otero</NameLine>
        </FormerName>
      </PersonName>
    </NameDetails>
    <!-- ***** ADDRESS ***** -->
    <AddressDetails AddressType="Postal" CurrentStatus="Investment" ValidFromDate="1 Jan 2000"
      ValidToDate="31 March 2000">
      <Country>
        <CountryName>Australia</CountryName>
        <AdministrativeArea Type="State">
          <AdministrativeAreaName>NSW</AdministrativeAreaName>
          <Locality>
            <LocalityName>NORTH RYDE</LocalityName>
            <Thoroughfare>
              <ThoroughfareNumber>47</ThoroughfareNumber>
              <ThoroughfareName>KINGSTON</ThoroughfareName>
              <ThoroughfareTrailingType>AVENUE</ThoroughfareTrailingType>
              <ThoroughfarePostDirection>NORTH</ThoroughfarePostDirection>
              <Premise Type="BUILDING">
                <PremiseName TypeOccurrence="After">RIPPON</PremiseName>
                <SubPremise Type="BLOCK">
                  <SubPremiseNumber>2</SubPremiseNumber>
                  <SubPremise Type="LEVEL">
                    <SubPremiseNumber>2</SubPremiseNumber>
                    <SubPremise Type="SUITE">
                      <SubPremiseNumber>1</SubPremiseNumber>
                      <SubPremiseNumberSuffix>A</SubPremiseNumberSuffix>
                    </SubPremise>
                  </SubPremise>
                </SubPremise>
              </SubPremise>
            </Thoroughfare>
            <PostalCode>
              <PostalCodeNumber>2113</PostalCodeNumber>
            </PostalCode>
          </Locality>
        </AdministrativeArea>
      </Country>
    </AddressDetails>
    <!-- ***** PERSON INFOR ***** -->
    <PersonInfo>
      <AgeInfo>
        <Age>33</Age>
      </AgeInfo>
      <BirthInfo>
        <BirthDate>
          <Day>22</Day>
```

```
        <Month>Jan</Month>
        <Year>1977</Year>
    </BirthDate>
</BirthInfo>
<!-- ***** TELEPHONE DETAILS ***** -->
<ContactNumbers>
    <ContactNumber Type="Telephone" NumberType="Business Line" ContactNature="Business">
        <CountryCode>61</CountryCode>
        <AreaCode>2</AreaCode>
        <Number>94338765</Number>
        <ContactHours>9:00AM - 5:00PM</ContactHours>
    </ContactNumber>
    <ContactNumber Type="Telephone" NumberType="Residential Line">
        <CountryCode>61</CountryCode>
        <AreaCode>2</AreaCode>
        <Number>98644646</Number>
        <ContactHours Start="6:00PM" End=" 10:00PM"/>
    </ContactNumber>
</ContactNumbers>
<!-- ***** EMAIL DETAILS ***** -->
<EmailAddresses>
    <EmailAddress Type="Business">ram@ram.com.au</EmailAddress>
    <EmailAddress Type="Personal">rk@aol.com.au</EmailAddress>
</EmailAddresses>
<!-- ***** FAMILY MEMBERS ***** -->
<FamilyMembers>
    <FamilyMember Type="Parent" RelationshipType="Father">
        <PersonName>
            <NameLine Type="Full Name">John Thomas</NameLine>
        </PersonName>
    </FamilyMember>
    <FamilyMember Type="Parent" RelationshipType="Mother">
        <PersonName>
            <Title>Mrs</Title>
            <FirstName>Maria</FirstName>
            <LastName>Thomas</LastName>
        </PersonName>
    </FamilyMember>
</FamilyMembers>
<!-- ***** ACCOUNT DETAILS ***** -->
<FinancialAccounts>
    <FinancialAccount Type="Cheque">
        <Number>1351980101</Number>
        <BranchNumber>402</BranchNumber>
        <OwnershipInfo OwnershipType="Joint Account">
            <NameDetails>
                <PersonName>
                    <FirstName>Shantha</FirstName>
                    <LastName>Devi</LastName>
                </PersonName>
            </NameDetails>
            <NameDetails>
                <PersonName>
                    <FirstName>Ram</FirstName>
                    <LastName>Kumar</LastName>
                </PersonName>
            </NameDetails>
        </OwnershipInfo>
    </FinancialAccount>
    <FinancialInstitutionDetails Type="Bank">
        <NameDetails>
            <NameLine>Commonwealth Bank of Australia</NameLine>
        </NameDetails>
        <AddressDetails>
            <Address>
```

```

        123 Victoria Avenue
        Chatswood, NSW 2067
    </Address>
</AddressDetails>
</FinancialInstitutionDetails>
<JoinDate>
    <Date>11 January 2000</Date>
</JoinDate>
</FinancialAccount>
</FinancialAccounts>
<!-- ***** ID CARD DETAILS ***** -->
<IDCards>
    <IDCard Type="Credit Card">
        <IssuerName>
            <NameLine>Visa International, Inc</NameLine>
        </IssuerName>
        <IDCardName>Visa</IDCardName>
        <Number>4509 4567 2012 3244</Number>
        <ExpiryDate>
            <Month>April</Month>
            <Year>2002</Year>
        </ExpiryDate>
        <NameOnIDCard>
            <NameLine>Ram Kumar</NameLine>
        </NameOnIDCard>
    </IDCard>
    <IDCard Type="Credit Card">
        <IDCardName>AMEX</IDCardName>
        <Number>3777 3017 771100</Number>
        <ExpiryDate>
            <Date>22 April 2003</Date>
        </ExpiryDate>
        <NameOnIDCard>
            <PersonName>
                <FirstName>Venkiapurappu</FirstName>
                <MiddleName>Venkata</MiddleName>
                <MiddleName>Sai</MiddleName>
                <LastName>Laxman</LastName>
            </PersonName>
        </NameOnIDCard>
    </IDCard>
    <IDCard Type="Driver License">
        <Number>74183768C</Number>
        <IDCardIssuePlace>
            <AddressDetails>
                <Country>
                    <CountryName>Australia</CountryName>
                    <AdministrativeArea Type="State">
                        <AdministrativeAreaName>NSW</AdministrativeAreaName>
                    </AdministrativeArea>
                </Country>
            </AddressDetails>
        </IDCardIssuePlace>
        <ExpiryDate>
            <Day>22</Day>
            <Month>April</Month>
            <Year>2000</Year>
        </ExpiryDate>
        <PrivilegeType>Silver</PrivilegeType>
        <Validity>Australia</Validity>
        <Restriction>Car</Restriction>
    </IDCard>
    <IDCard Type="Driver License">
        <Number>M1234567</Number>
    </IDCard>
</IDCards>
</Document>
```

```

    <IDCardIssuePlace>
      <AddressDetails>
        <Country>
          <CountryName>India</CountryName>
          <AdministrativeArea Type="State">
            <AdministrativeAreaName>Tamil Nadu</AdministrativeAreaName>
            <Locality Type="City">
              <LocalityName>Chennai</LocalityName>
            </Locality>
          </AdministrativeArea>
        </Country>
      </AddressDetails>
    </IDCardIssuePlace>
    <ExpiryDate>
      <Date>27 November 2000</Date>
    </ExpiryDate>
    <Restriction>Two Wheeler</Restriction>
  </IDCard>
  <IDCard Type="Mileage Program">
    <GroupName GroupType="Alliance">One World-Qantas</GroupName>
    <Number>99405678</Number>
    <IssueDate>
      <Day>5</Day>
      <Month>December</Month>
      <Year>1995</Year>
    </IssueDate>
    <PrivilegeType>Gold</PrivilegeType>
  </IDCard>
  <IDCard Type="Mileage Program">
    <GroupName>Star Alliance-Ansett</GroupName>
    <Number>667891234</Number>
    <IssueDate>
      <Date>8 November 1998</Date>
    </IssueDate>
  </IDCard>
</IDCards>
<!-- ***** LANGUAGE ***** -->
<Languages>
  <Language Type="Mother Tongue" Speak="yes" Read="yes" Write="yes">
    Tamil
  </Language>
  <Language Type="Second Language" Speak="yes" Read="yes" Write="yes">
    English
  </Language>
  <Language Type="Second Language" Speak="yes" Read="no" Write="no">
    Hindi
  </Language>
</Languages>
<!-- ***** MEMBERSHIP DETAILS ***** -->
<Memberships>
  <Membership>
    <MembershipName>Australian Computer Society</MembershipName>
  </Membership>
</Memberships>
<!-- ***** OCCUPATION DETAILS ***** -->
<Occupations>
  <Occupation>
    <Position>
      <PositionTitle>Technology Manager</PositionTitle>
    </Position>
    <WorkType>FullTime</WorkType>
    <Department>
      <DepartmentName>Technology Division</DepartmentName>
    </Department>
  </Occupation>
</Occupations>

```

```
<NameOfOrganisation>
  <OrganisationNameDetails>
    <OrganisationName>MSI</OrganisationName>
  </OrganisationNameDetails>
</NameOfOrganisation>
</Occupation>
</Occupations>
<!-- ***** PASSPORT DETAILS ***** -->
<Passports>
  <Passport>
    <CountryName>Australia</CountryName>
    <Number>K27345678</Number>
    <IssueDate>
      <Date>23 April 1997</Date>
    </IssueDate>
    <IssuePlace Type="City">Sydney</IssuePlace>
    <IssueCountry>Australia</IssueCountry>
    <ExpiryDate>
      <Day>22</Day>
      <Month>April</Month>
      <Year>2007</Year>
    </ExpiryDate>
  </Passport>
</Passports>
<!-- ***** QUALIFICATION DETAILS ***** -->
<Qualifications>
  <Qualification>
    <QualificationName>BComp.Sc.</QualificationName>
    <Major>Mathematics</Major>
    <Minor>Statistics</Minor>
    <NameOfOrganisation>
      <OrganisationNameDetails>
        <OrganisationName>University of Technology Sydney</OrganisationName>
      </OrganisationNameDetails>
    </NameOfOrganisation>
    <Award>Honours</Award>
  </Qualification>
</Qualifications>
</PersonInfo>
</CustomerDetails>
</xCIL>
```

10.0 References

- Name and Address Markup Language (NAML) Specifications document (Version 1-1.3), MasterSoft International, April 2000
- CIML : Customer Identity Markup Language, Specifications Document, MasterSoft International, April 2000
- Global Address Specifications document (Version 1-1.2), December 2000
- xNAL Specifications Document for W3C DTD/Schema, OASIS CIQ TC, <http://www.oasis-open.org/committees/ciq>, May 2002
- xNL Specifications Document for W3C DTD/Schema, OASIS CIQ TC, <http://www.oasis-open.org/committees/ciq>, May 2002
- xAL Specifications Document for W3C DTD/Schema, OASIS CIQ TC, <http://www.oasis-open.org/committees/ciq>, May 2002
- Ram Kumar, XML Standards for Customer Information Quality Management, XML Journal, Vol.1, No.2, July 2000, pp.41-45.
- Ram Kumar, XML Standards for Global Customer Information Management, DMReview, Vol.12, No.5, May 2002